



# Non-bank financial institutions in AECH

What are the next steps?

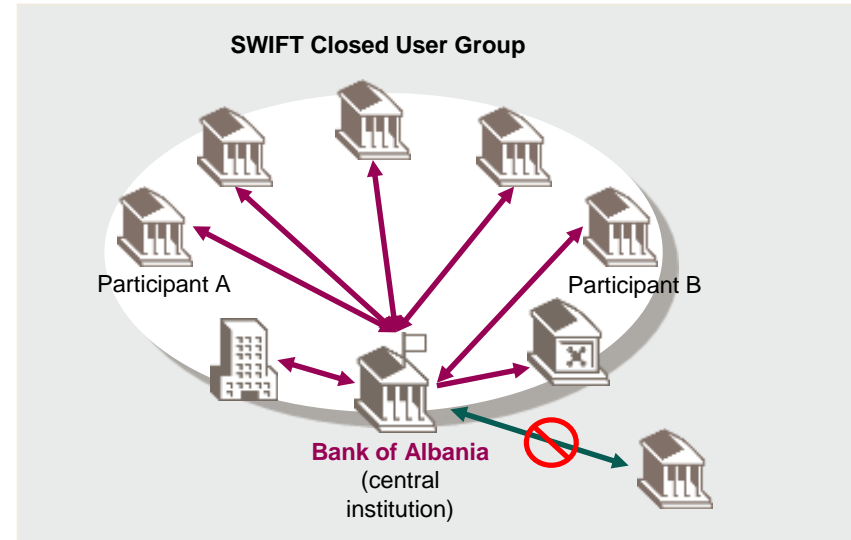
Judit Baracs, Country Manager Albania, SWIFT  
17 December 2020

# AECH Closed User Group (CUG) access

Membership is managed and controlled by the service administrator -> **BoA**

Service administrator also defines service parameters within the CUG -> **FileAct**

Flexible billing options



The eOrder can be found on: <https://www.swift.com/myswift/ordering/order-products-services/market-infrastructure>  
Type in search “Bank of Albania”

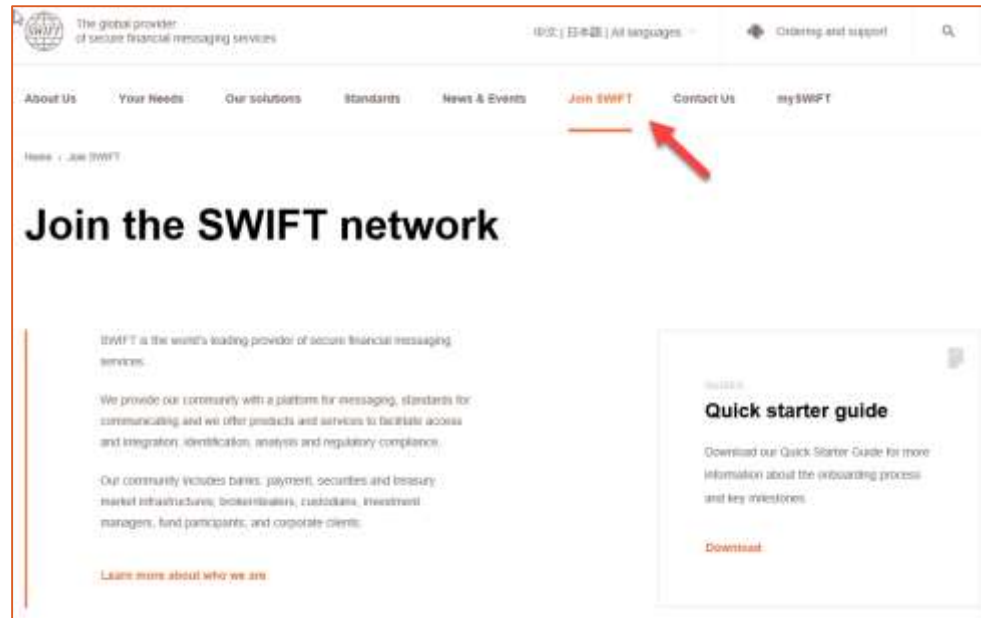
BANK OF ALBANIA (BIC: STANALTR)	
boa.aech (Live)	Subscribe
boa.aech!p (Test)	Subscribe

# AECH access

## Two actions need to happen:

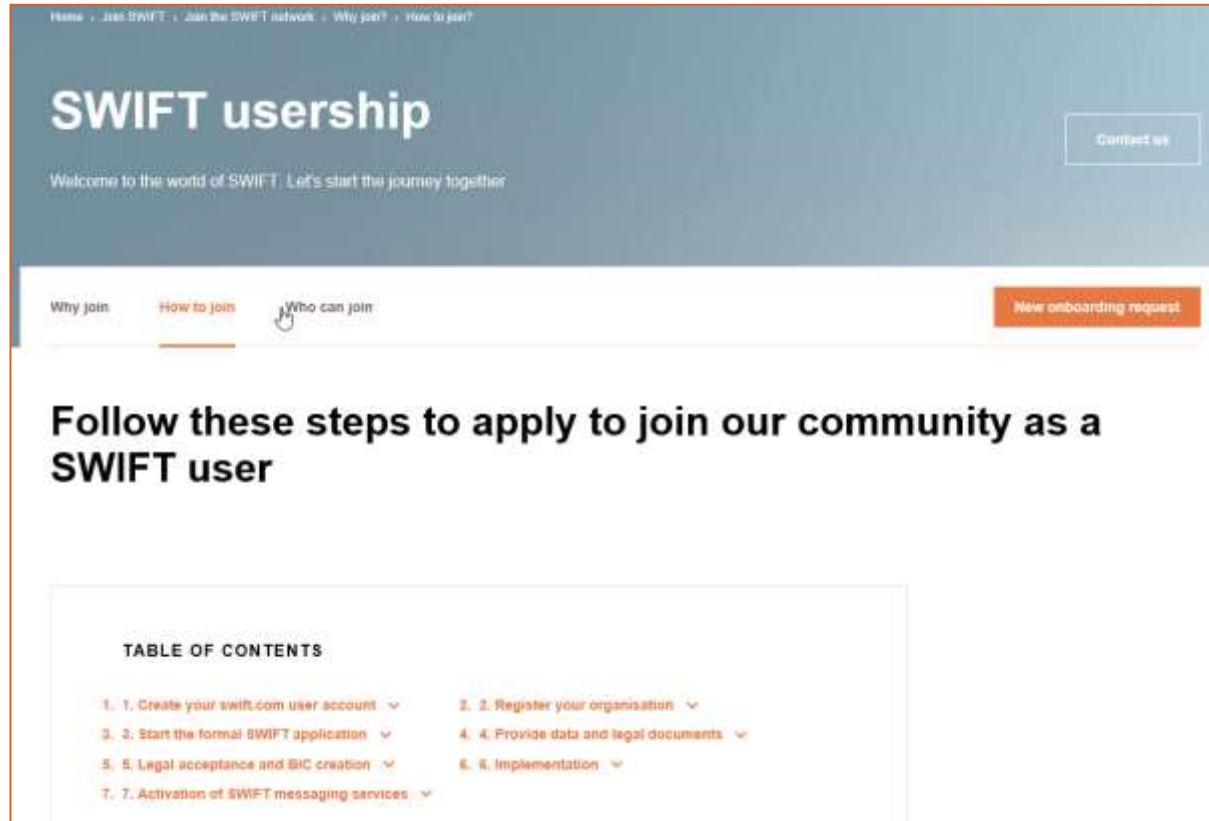
1) BoA needs to open the ‘accessibility’ of its “boa.aech” CUG to non-banks  
-> process provided

2) Non-bank institution needs to connect to SWIFT via the formal ‘Joining SWIFT’ process on [www.swift.com](http://www.swift.com)



# How to join SWIFT?

<https://www.swift.com/join-swift/swift-usership/how-join>



The screenshot displays the 'SWIFT usership' page. At the top, there is a navigation breadcrumb: 'Home > Join SWIFT > Join the SWIFT network > Why join? > How to join?'. The main heading is 'SWIFT usership' with a 'Contact us' button to the right. Below the heading is the text 'Welcome to the world of SWIFT. Let's start the journey together'. A navigation bar contains 'Why join', 'How to join' (which is underlined and has a mouse cursor), and 'Who can join'. To the right of this bar is a 'New onboarding request' button. The main content area features the heading 'Follow these steps to apply to join our community as a SWIFT user'. Below this is a 'TABLE OF CONTENTS' section with a list of seven steps, each with a dropdown arrow:

- 1. 1. Create your swift.com user account
- 2. 2. Register your organisation
- 3. 3. Start the formal SWIFT application
- 4. 4. Provide data and legal documents
- 5. 5. Legal acceptance and BIC creation
- 6. 6. Implementation
- 7. 7. Activation of SWIFT messaging services



## Non-bank institution joining SWIFT

Payment Service Providers can join under **2 legal categories**:

- As a supervised entity (SUPE category)
- As a non-supervised entity (NOSU category)

And they will need to apply to the 'boa.aech' CUG when they went live on SWIFT.

Who will assist?

- SWIFT Country manager: Judit Baracs [judit.baracs@swift.com](mailto:judit.baracs@swift.com)
- SWIFT Commercial assistant: Tina Zimmer [tina.zimmer@swift.com](mailto:tina.zimmer@swift.com)
- SWIFT's Business Partner for AL: Vladimir Filipovic, Managing Director, CIS: [vladimir@cis-eu.net](mailto:vladimir@cis-eu.net)



# The SWIFT Onboarding process

<https://www.swift.com/join-swift/swift-usership/how-to-join>



Note: download Quick Starter Guide (pdf) under section 3

A world map composed of numerous small, colored dots in shades of grey, yellow, orange, teal, and purple, arranged to form the continents.

# Thank you!

For any questions, please contact:

**Judit Baracs**

Country Manager Albania

T: +43 1 740 40 2373

M: +43 664 636 2073

E: [judit.baracs@swift.com](mailto:judit.baracs@swift.com)



[www.swift.com](http://www.swift.com)