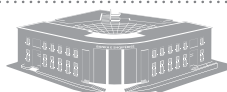


STATISTICAL APPENDIX

DECEMBER 2019



**1. ZHVILLIMET MONETARE DHE NORMAT E INTERESIT
LEKË, PËRVEÇ RASTEVE KUR SHËNOHET NDRYSHJE, FUND PERIUDHE**

	Agregatët monetarë / Monetary aggregates			Depozitat ² / Deposits ²	Kredita ³ / Credit ³	Normat e interesit / Interest rates (%)		Norma e marrëveshjes së riblerjes njëjavore ⁴ / Weekly repurchase agreement rate ⁴
	M1	M2	M3			Depozitit ¹ / Deposits ¹	Hua ⁵ / Loans ⁵	
2015 ¹	384.1	723.0	1,216.2	985.6	546.8	7.77	2.40	1.75
2016	435.4	736.9	1,263.5	1,014.0	547.2	5.89	2.92	1.25
2017	461.6	738.9	1,266.9	1,001.7	550.3	5.98	2.63	1.25
2018	478.7	731.4	1,263.9	988.6	532.6	5.65	1.43	1.00

Burimi: Banka e Shqipërisë.

Source: Bank of Albania.

2. PRODHIMI I BRENDSHËM BRUTO, INDEKSET E ÇMIMEVE DHE TREGU I PUNËS

	Me çmime korrente, në milionë lekë ³ / At current prices, in million ALL ³				Ndryshimet vjetore të Indeksit të Çmimeve të konsumit (%) / Yearly changes in CPI (%)	Tregu i punës ⁸ / Labor market ⁸	
	Produkti Brendshëm Bruto (PBB) / Gross domestic product (GDP)	Pagat e të punësuarve, neto / Compensation of employees, net	Të Atdhura nga pronëtarët / Property income, net	Të Atdhurat Kombëtare Bruto / Gross National Income		Shtalla e punësimit / Employment rate (%)	Shtalla e papunësisë / Unemployment rate (%)
2014	1,395,304.6	30,723.0	-17,930.9	1,408,096.8	0.7	50.5	17.9
2015	1,434,306.5	34,189.7	-17,189.6	1,451,306.6	2.0	52.9	17.5
2016	1,475,250.8	35,750.8	-11,837.0	1,499,164.7	2.2	55.9	15.6
2017					1.8	57.4	14.1
2018					1.8		

Burimi: INSTAT

Source: INSTAT



SEKTORI FINANCIAR
1-1 BILANCI SEKTORIAL I BANKËS SË SHQIPËRISË
NË MILIONË LEKË, FUND PERIUDHE

FINANCIAL SECTOR 1.1
SECTORIAL BALANCE SHEET OF BANK OF ALBANIA 1-1
IN MILLIONS ALL, END OF PERIOD

	Totali i mjeteve / Total assets (2+3+4+5+8+12+13+14)														
	1	2	3	4	5	6	7	8		9	10	11	12	13	14
		Ari monetar dhe mbajtjet e SDR* / Monetary gold and SDR holdings	Arka në valutë / Foreign currency	Depozita* / Deposits	Lejtar në vlerë të ndryshme nga aksionet / Securities other than shares (6+7)	Jozidentët / Nonresidents	Qeveria Qëndrore / Central Government	Huatë / Loans (9+10+11)		Qeveria Qëndrore / Central Government	Korporata të tjera / Other depository corporations	Sektore të tjera / Other non-financial sectors	Derivatet financiare / Financial derivatives	Illogaritshëm / Receivable accounts	Mjete jo-financiare* / Nonfinancial assets*
2016 / 12	524,730.8	27,211.8	52.0	104,622.9	315,112.7	261,877.5	53,235.2	31,660.3	-	29,934.4	1,725.9	15.8	25,094.1	20,961.2	
2017 / 12	532,927.0	25,725.3	24.3	161,617.3	259,537.8	206,818.9	52,718.8	41,591.0	-	39,871.3	1,719.8	11.7	23,844.9	20,574.7	
2018 / 12	547,104.2	19,625.0	67.1	189,904.2	261,577.2	205,990.4	55,586.8	34,144.7	-	32,317.6	1,827.1	19.3	21,224.9	20,542.0	
2018 / 07	504,421.7	21,866.7	28.0	173,663.1	226,020.3	171,079.2	54,941.1	40,684.6	-	39,007.1	1,677.4	14.4	21,597.8	20,546.9	
2018 / 08	516,553.2	21,708.4	27.5	180,759.5	229,415.3	173,879.6	55,535.7	42,145.7	-	40,476.1	1,669.7	17.4	21,962.6	20,516.8	
2018 / 09	534,166.0	20,180.3	26.3	189,531.9	234,176.2	178,703.2	55,473.0	48,034.5	-	46,372.7	1,661.8	55.0	21,656.2	20,505.7	
2018 / 10	556,461.6	20,168.1	49.9	190,225.1	259,205.4	203,550.4	55,654.9	44,510.6	-	42,861.4	1,649.2	18.1	21,790.6	20,494.0	
2018 / 11	545,816.9	19,904.4	78.4	185,108.6	262,636.3	207,705.6	54,930.8	35,661.1	-	33,957.8	1,703.3	20.2	21,893.0	20,514.8	
2018 / 12	547,104.2	19,625.0	67.1	189,904.2	261,577.2	205,990.4	55,586.8	34,144.7	-	32,317.6	1,827.1	19.3	21,224.9	20,542.0	

	Detyrimet totale / Total liabilities (2+3+4+10+14+15+16)															
	1	2	3	4	5	6	7	8	9	10		11	12	13	14	15
		Paraja në qarkullim / Currency in circulation	Depozita të përfshira në paratë e gjerë / Deposits included in broad money	Depozita të papërfshira në paratë e gjerë / Deposits excluded from broad money (5+6+7+8+9)	Jozidentët / Nonresidents	Qeveria Qëndrore / Central Government	Korporata të tjera / Other depository corporations	Korporata të tjera jo-financiare / Other nonfinancial corporations	Sektore të tjera / Other resident sectors	Huatë / Loans (11+12+13)	Jozidentët / Nonresidents	Qeveria Qëndrore / Central Government	Korporata të tjera / Other depository corporations	Illogaritshëm / Other payable accounts	Albimi i SDR / SDR allocation	Aksione dhe instrumente të tjerë / Shares and other equity
2016 / 12	524,730.8	258,848.0	3,183.2	191,379.7	19,860.9	18,975.1	152,349.7	72.1	121.9	314.2	314.2	-	-	1,164.6	7,981.2	61,859.9
2017 / 12	532,927.0	274,711.8	3,899.2	200,513.9	19,350.9	34,384.3	146,632.1	66.7	79.9	115.6	115.6	-	-	463.8	7,340.5	45,882.2
2018 / 12	547,104.2	286,158.4	50.6	222,291.9	17,047.3	67,945.2	137,218.8	49.6	31.0	18.3	18.3	-	-	518.7	6,977.7	31,088.6
2018 / 07	504,421.7	273,999.2	57.8	189,821.5	17,409.9	55,301.2	116,999.2	62.1	49.0	36.9	36.9	-	-	453.6	7,008.8	33,044.0
2018 / 08	516,553.2	280,924.2	57.2	193,238.7	17,396.4	56,315.2	119,418.6	62.1	46.4	18.5	18.5	-	-	623.9	7,052.6	34,638.1
2018 / 09	534,166.0	279,553.5	57.4	211,928.1	17,396.3	61,017.9	133,418.9	62.5	32.6	18.6	18.6	-	-	881.0	7,093.7	34,633.7
2018 / 10	556,461.6	276,188.7	102.7	238,571.6	17,386.4	93,699.3	127,405.8	48.6	31.5	18.6	18.6	-	-	422.4	7,095.5	34,062.2
2018 / 11	545,816.9	279,251.2	83.0	225,572.7	17,390.5	83,370.0	124,732.3	48.9	31.0	18.5	18.5	-	-	500.1	7,070.2	33,321.1
2018 / 12	547,104.2	286,158.4	50.6	222,291.9	17,047.3	67,945.2	137,218.8	49.6	31.0	18.3	18.3	-	-	518.7	6,977.7	31,088.6

Burimi: Banka e Shqipërisë
*Për periudhën Dhjetor 2015-April 2016 është bërë rrikasifikim i anti jo monetar nga zëri "Depozita" në zërin "Mjete jo financiare".
*The data of December 2015-April 2016 reflect a reclassification of nonmonetary gold from "Deposits" to "Non-financial assets".
Source: Bank of Albania.



**1-2 PARAQITJA MONETARE E BANKËS SË SHQIPËRISË
NË MILIONË LEKË, FUND PERIUDHË**
**MONETARY SURVEY OF BANK OF ALBANIA 1-2
IN MILLIONS ALL, END OF PERIOD**

	Mjetet e huadshme në shtet / Net foreign assets** (2-3)		Mjetet e huadshme në shtet / Domestic assets (5+8+9+10+11+12)		Pretendime ndaj Qeverisë Qendrore / Claims on Central Government (6+7)		Mirus: Detyrime ndaj Qeverisë Qendrore / Less: Li- abilities to Central Government		Pretendime ndaj korporatave të tjera deponituese të tjera / Claims on other depository corporations		Pretendime ndaj korporatave të tjera / Claims on other financial corporations		Pretendime ndaj korporatave të tjera / Claims on other nonfinancial corporations		Pretendime ndaj sektorëve të tjerë rezidentë / Claims on other resident sectors	
	1	2	3	4	5	6	7	8	9	10	11	12				
2016 / 12	389,612.7	418,562.1	28,949.4	65,915.7	34,255.6	53,279.9	19,024.3	29,934.4	-	-	-	-	-	-	-	1,725.7
2017 / 12	390,687.6	417,605.4	26,917.8	59,998.0	18,406.7	52,839.5	34,432.8	39,871.3	-	-	-	-	-	-	-	1,720.0
2018 / 12	412,444.5	436,487.8	24,043.3	21,779.0	-12,365.8	55,628.9	67,994.8	32,317.6	-	-	-	-	-	-	-	1,827.2
2018 / 07	363,211.6	387,881.7	24,670.1	40,336.8	-348.1	54,986.3	55,334.4	39,007.1	-	-	-	-	-	-	-	1,677.8
2018 / 08	373,189.1	397,982.2	24,793.1	41,386.2	-759.8	55,592.4	56,352.2	40,476.1	-	-	-	-	-	-	-	1,670.0
2018 / 09	384,705.4	409,777.3	25,071.9	42,517.8	-5,518.1	55,539.9	61,058.0	46,372.7	-	-	-	-	-	-	-	1,663.2
2018 / 10	410,789.8	435,455.5	24,665.7	6,464.8	-38,046.7	55,705.4	93,752.2	42,861.4	-	-	-	-	-	-	-	1,650.1
2018 / 11	409,593.5	434,348.7	24,755.2	7,243.5	-28,418.6	54,983.5	83,402.1	33,957.8	-	-	-	-	-	-	-	1,704.3
2018 / 12	412,444.5	436,487.8	24,043.3	21,779.0	-12,365.8	55,628.9	67,994.8	32,317.6	-	-	-	-	-	-	-	1,827.2

	Baza monetare / Monetary base (1+4+15+16)		Poroja në qarkullim / Currency in circulation		Detyrime ndaj korporatave të tjera deponituese / Liabilities to other depository corporations		Depozita të përfshira në parancë e gjerë / Deposits included in broad money		Depozita të papërfshira në parancë e gjerë / Deposits excluded from broad money		Huatë / Loans		Llogari të pagueshme / Other accounts payable		Të tjera nëlo / Other items net		Aksione dhe instrumente të tjerë të kapitalit / Shares and other equity	
	13	14	15	16	17	18	19	20	21									
2016 / 12	414,380.9	258,848.0	152,349.7	3,183.2	194.0	-	47.2	-	-	20,953.6	-	-	-	-	-	-	-	61,859.9
2017 / 12	425,243.1	274,711.8	146,632.1	3,899.2	146.6	-	96.8	-	-	20,683.2	-	-	-	-	-	-	-	45,882.2
2018 / 12	423,427.9	286,158.4	137,218.8	50.6	80.6	-	285.4	-	-	20,659.0	-	-	-	-	-	-	-	31,088.6
2018 / 07	391,056.2	273,999.2	116,999.2	57.8	111.1	-	55.6	-	-	20,718.6	-	-	-	-	-	-	-	33,044.0
2018 / 08	400,399.9	280,924.2	119,418.6	57.2	108.5	-	110.6	-	-	20,681.8	-	-	-	-	-	-	-	34,638.1
2018 / 09	413,029.8	279,553.5	133,418.9	57.4	95.0	-	126.9	-	-	20,662.2	-	-	-	-	-	-	-	34,633.7
2018 / 10	403,697.1	276,188.7	127,405.8	102.7	80.1	-	53.8	-	-	20,638.6	-	-	-	-	-	-	-	34,062.2
2018 / 11	404,066.5	279,251.2	124,732.3	83.0	80.0	-	69.1	-	-	20,699.7	-	-	-	-	-	-	-	33,321.1
2018 / 12	423,427.9	286,158.4	137,218.8	50.6	80.6	-	285.4	-	-	20,659.0	-	-	-	-	-	-	-	31,088.6

Burimi: Banka e Shqipërisë

*Për periudhën Dhjetor 2015-Prill 2016 është bërë riklasifikim i antarit jo monetar nga zëri "Depozita" në zërin "Mjetet jo financiare".

*The data of December 2015-April 2016 reflect a reclassification of nonmonetary gold from "Deposits" to "Non-financial assets".

Source: Bank of Albania.



1-3A BILANCI SEKTORIAL I BANKAVE PARADEPOZITUESE/ MUJETET
NË MILIONË LËKË, FUND PERIUDHE

SECTORAL BALANCE SHEET OF DEPOSIT MONEY BANKS/ ASSETS 1-3A
IN MILLIONS ALL, END OF PERIOD

	Total assets / Total assets (2+3+4+8+12+22+25+26+27)												
	1	2	3	4	5	6	7	8	9	10	11		
	Akta në lekë / National currency	Akta në valutë / Foreign currency	Depozita / Deposits (5+6+7)	Joresidentët / Nonresidents	Banka Qëndrore / Central Bank	Bankat parade- pozituese / Deposit money banks	Letra me vlerë të nàyshme nga ak- sionet / Securities others than shares (9+10+11)	Joresidentët / Nonresidents	Qëndrore / Central Government	Korporata të tjera financiare / Other nonfinancial corporations			
2016 / 12	1,446,048.9	9,424.8	13,685.4	302,582.2	140,174.5	151,994.3	10,413.5	426,178.2	333,995.3	140.7			
2017 / 12	1,462,990.6	9,441.1	12,715.8	328,020.9	171,799.1	146,853.3	9,368.5	416,707.4	342,467.1	-			
2018 / 12	1,452,712.8	10,866.9	14,659.8	336,111.8	186,533.3	142,821.7	6,756.8	444,459.7	357,049.5	30.91			
2018 / 07	1,451,393.4	10,512.0	18,630.4	315,909.5	185,651.4	122,926.2	7,331.9	434,496.8	351,324.7	-			
2018 / 08	1,460,515.5	11,031.6	16,606.5	328,189.2	198,814.0	124,761.0	4,614.1	432,600.6	351,971.7	-			
2018 / 09	1,476,639.0	10,757.9	14,014.3	345,860.3	197,805.5	140,159.7	7,895.0	440,950.4	359,732.6	31.9			
2018 / 10	1,459,760.3	10,745.2	12,136.6	334,036.1	201,039.2	127,540.4	5,456.5	443,973.4	362,373.9	31.9			
2018 / 11	1,458,231.3	11,743.8	11,748.0	337,603.9	203,567.4	128,399.0	5,637.5	437,788.0	360,504.4	31.6			
2018 / 12	1,452,712.8	10,866.9	14,659.8	336,111.8	186,533.3	142,821.7	6,756.8	444,459.7	357,049.5	30.9			

	Total assets / Total assets (12+13+14+15+16+17+18+19+20+21)															
	12	13	14	15	16	17	18	19	20	21	22	23	24	25	26	27
	Huajtë / Loans (13+14+15+16+17+18+19+20+21)	Joresidentët / Nonresidents	Banka Qëndrore / Central Bank	Bankat parade- pozituese / Deposit money banks	Korporata të tjera financiare / Other financial corporations	Qeveria Qëndrore / Central Government	Qeveria lokale / Local government	Korporata financiare publike / Public nonfinancial corporations	Korporata të tjera financiare / Other nonfinancial corporations	Sektorë të tjerë rezident / Other resident sectors	Aksione dhe instrumente të tjera të kapitalit / Shares and other equity (23+24)	Joresidentët / Nonresidents	Rezidentët / Residents	Derivatet financiare / Financial derivatives	Ilogarit të Aktëveshjeve / Other accounts receivable	Mjetet financiare / Nonfinancial assets
2016 / 12	637,885.3	94,431.0	-	2,561.2	8,687.6	947.5	845.5	26,863.9	349,070.3	160,478.3	8,023.0	7,192.2	830.8	-	8,886.8	39,383.1
2017 / 12	631,258.4	84,104.3	-	2,770.3	7,944.7	2,129.2	787.7	34,901.3	329,377.0	169,244.0	7,970.0	7,093.4	876.7	84.99	11,643.0	45,149.0
2018 / 12	586,280.4	54,657.4	-	713.3	10,164.0	7,119.7	539.0	20,270.1	317,721.9	175,095.1	8,089.8	7,189.6	900.2	-	7,764.9	44,479.4
2018 / 07	606,700.2	66,151.5	-	8,845.7	9,073.1	7,238.9	726.2	19,801.8	321,618.4	173,244.6	11,017.7	7,019.9	3,997.8	81.2	9,067.4	44,978.3
2018 / 08	606,799.4	67,126.3	-	7,741.0	8,726.4	7,261.1	721.8	19,742.7	321,167.5	174,312.8	10,959.3	6,948.3	4,011.0	81.7	9,451.2	44,796.1
2018 / 09	600,724.8	60,878.2	-	5,996.8	9,169.1	7,268.4	716.2	19,615.7	322,399.3	174,681.1	10,895.0	6,883.5	4,011.5	81.9	8,644.4	44,710.0
2018 / 10	597,280.0	61,963.7	-	4,258.01	9,617.2	7,196.0	646.3	19,291.8	319,514.4	174,792.6	7,845.7	6,947.2	898.6	82.1	9,283.3	44,377.8
2018 / 11	597,616.3	61,129.4	-	3,220.6	9,921.9	7,182.9	691.4	20,121.8	320,317.4	175,030.8	8,004.1	7,103.3	900.8	0.8	9,244.4	44,482.1
2018 / 12	586,280.4	54,657.4	-	713.3	10,164.0	7,119.7	539.0	20,270.1	317,721.9	175,095.1	8,089.8	7,189.6	900.2	-	7,764.9	44,479.4

Burimi: Banka e Shqipërisë

Source: Bank of Albania.



1-3B BILANCI SEKTORIAL I BANKAVE PARADEPOZITITUESE/ DETYRIMET
NË MILIONË LEKË, FUND PERIUDHE

SECTORAL BALANCE SHEET OF DEPOSIT MONEY BANKS/ LIABILITIES 1-3B
IN MILLIONS ALL, END OF PERIOD

	Depozita të përfshira në parantë e gjerë / Deposits included in broad money (3+4+5+6+7)							Depozita të papërfshira në parantë e gjerë / Deposits not included in broad money (9+10+11+12+13+14+15+16)								
	1	2	3	4	5	6	7	8	9	10	11	12	13	14	15	16
Detajimet tabelare / (2+8+17+20+26+29+30)	Depozita të përfshira në parantë e gjerë / Deposits included in broad money (3+4+5+6+7)							Depozita të papërfshira në parantë e gjerë / Deposits not included in broad money (9+10+11+12+13+14+15+16)								
	Korporata të tjera financiare / Other nonfinancial corporations	Sektorë të tjerë rezidentë / Other resident sectors	Korporata të tjera financiare / Other nonfinancial corporations	Qeveria lokale / Local Government	Korporata jofinanciare publike / Public nonfinancial corporations	Korporata të tjera jofinanciare / Other nonfinancial corporations	Sektorë të tjerë rezidentë / Other resident sectors	Jezidentët / Nonresidents	Banka e Qendrës / Central Bank	Korporata të tjera depozituese / Other depository corporations	Qeveria / Central Government	Korporata të tjera financiare / Other financial corporations	Korporata të tjera financiare / Other financial corporations	Korporata jofinanciare publike / Public nonfinancial corporations	Korporata të tjera jofinanciare / Other nonfinancial corporations	Sektorë të tjerë rezidentë / Other resident sectors
2016 / 12	1,446,048.9	1,005,978.9	11,997.6	2,292.5	13,154.1	136,885.4	841,649.4	138,410.1	356.2	13,771.4	9,277.4	938.9	338.3	8,106.7	907,118.7	
2017 / 12	1,462,990.6	991,609.0	15,044.3	1,499.4	12,992.0	142,526.8	819,546.5	164,697.4	1,062.2	13,009.9	8,255.4	1,722.5	318.4	7,396.3	1,171,598.8	
2018 / 12	1,452,712.8	981,771.9	14,850.6	1,608.5	13,599.7	148,777.5	802,935.5	188,146.8	6,004.2	9,478.7	8,155.9	2,092.0	376.2	7,349.1	1,388,777.1	
2018 / 07	1,451,393.4	969,691.0	14,540.8	1,312.7	14,076.6	144,474.0	795,287.0	174,328.0	6,374.3	12,105.4	6,978.4	1,691.0	316.4	8,203.5	1,246,646.5	
2018 / 08	1,460,515.5	975,036.6	14,605.1	1,528.6	14,168.2	146,767.6	797,967.2	180,287.9	5,961.9	9,875.3	7,832.9	1,850.4	313.4	7,779.2	1,317,559.6	
2018 / 09	1,476,639.0	978,996.8	14,950.8	1,697.4	14,111.0	147,124.4	801,113.2	190,965.5	6,648.5	15,903.2	7,414.0	1,890.0	314.7	7,679.6	1,361,949.9	
2018 / 10	1,459,760.3	976,328.7	14,824.9	1,677.9	14,570.0	148,572.0	796,683.8	181,142.6	4,950.5	10,743.4	10,101.9	1,952.5	315.3	7,171.4	1,367,467.7	
2018 / 11	1,458,231.3	972,375.3	13,995.4	1,591.4	15,222.1	146,231.6	795,334.8	187,799.4	4,231.5	9,667.0	10,993.5	1,973.7	380.2	7,435.3	1,388,744.4	
2018 / 12	1,452,712.8	981,771.9	14,850.6	1,608.5	13,599.7	148,777.5	802,935.5	188,146.8	6,004.2	9,478.7	8,155.9	2,092.0	376.2	7,349.1	1,388,777.1	

	Llogaritje të tjerë / Other										Aksione dhe instrumente të tjerë të kapitalit / Shares and other equity						
	17	18	19	Huatë / Loans (21+22+23+24+25+26+27)			20	21	22	23		24	25	26	27	28	29
Letrat me vlerë të ndryshme nga aksionet / (18+19)	Korporata të tjera jofinanciare / Other nonfinancial corporations	Sektorë të tjerë rezidentë / Other resident sectors	Sektorë të tjerë rezidentë / Other resident sectors	Huatë / Loans (21+22+23+24+25+26+27)			Korporata të tjera depozituese / Other depository corporations	Jezidentët / Nonresidents	Banka e Qendrës / Central Bank	Korporata të tjera depozituese / Other depository corporations	Qeveria / Central Government	Korporata të tjera financiare / Other financial corporations	Korporata të tjera financiare / Other nonfinancial corporations	Sektorë të tjerë rezidentë / Other resident sectors	Derivatet financiare / Financial derivatives	Llogaritje të tjerë / Other	Aksione dhe instrumente të tjerë të kapitalit / Shares and other equity
2016 / 12	5,224.5	108.6	5,115.9	6,097.7	59,407.6	23,590.4	29,943.2	29,943.2	3,450.5	635.6	1,760.8	27.1	27.1	92,512.8	144,514.9		
2017 / 12	6,258.0	160.3	6,097.7	6,018.7	69,800.1	23,962.5	39,875.5	39,875.5	2,774.7	524.6	2,636.1	26.7	26.7	74,047.9	156,578.0		
2018 / 12	6,183.1	164.4	6,018.7	6,169.2	59,518.4	21,105.8	32,318.6	32,318.6	2,882.4	373.7	2,837.8	1.80	1.80	61,299.1	155,791.7		
2018 / 07	6,333.1	163.9	6,169.2	6,183.2	76,142.4	28,212.5	39,008.4	39,008.4	5,172.8	468.8	3,279.9	1.80	1.80	66,203.3	158,695.7		
2018 / 08	6,347.6	164.4	6,183.2	6,195.3	70,477.2	21,485.7	40,477.3	40,477.3	3,246.2	447.7	4,820.3	1.80	1.80	72,789.7	155,576.5		
2018 / 09	6,359.0	163.7	6,195.3	6,207.2	73,209.5	21,121.3	46,806.2	46,806.2	2,155.3	447.0	2,679.6	1.80	1.80	70,344.6	156,751.5		
2018 / 10	6,372.0	164.7	6,207.2	6,062.9	70,354.4	21,371.8	42,912.6	42,912.6	2,591.2	459.1	3,019.8	1.80	1.80	69,946.1	155,608.1		
2018 / 11	6,226.2	163.3	6,062.9	6,018.7	63,726.3	22,332.1	33,961.9	33,961.9	2,895.0	399.0	4,138.5	1.80	1.80	71,952.6	156,151.1		
2018 / 12	6,183.1	164.4	6,018.7	6,018.7	59,518.4	21,105.8	32,318.6	32,318.6	2,882.4	373.7	2,837.8	1.80	1.80	61,299.1	155,791.7		

Burimi: Banka e Shqipërisë



MONETARY SURVEY OF DEPOSIT MONEY BANKS 1-4
IN MILLIONS ALL, END OF PERIOD

1-4 PARAQITJA MONETARE E BANKAVE PARADEPOZITUESE
NË MILIONË LËKË, FUND PERIUDHE

	Mjetet vajtore neto / Net foreign assets (2-3)			Minus: Detyrime ndaj forezidentëve / Less: Liabilities to nonresidents		Mjetet e brendshme / Domestic assets (5+6+9+10+11+12+13)		Pretendimet neto ndaj Qëndrës / Net claims on Central Govern- ment (7-8)		Pretendime ndaj korporatave të fjera financiare / Claims on other financial corporations		Pretendimet ndaj korporatave (ofi- nanciare publike / Claims on pub- lic nonfinancial corporations		Pretendimet ndaj qeverisë lokale / Claims on local govern- ments		Pretendimet ndaj korporatave të fjera financiare / Claims on other nonfinancial corporations		Pretendime ndaj sektorëve residentë / Claims on resident sectors	
	1	2	3	4	5	6	7	8	9	10	11	12	13						
2016 / 12	307,272.2	347,525.2	40,253.0	1,024,608.8	161,419.1	322,272.7	334,942.9	12,670.2	9,518.4	845.5	26,863.9	343,211.0	160,478.3						
2017 / 12	309,764.3	350,037.8	40,273.5	1,031,998.1	156,294.4	332,572.5	344,596.3	12,023.9	8,821.3	787.7	34,901.3	329,377.0	169,244.0						
2018 / 12	311,918.6	350,419.3	38,500.7	1,031,419.3	153,688.6	333,009.4	364,169.2	11,159.8	11,064.2	539.0	20,270.1	317,752.8	175,095.1						
2018 / 07	317,348.0	360,706.5	43,358.5	1,010,753.6	133,438.2	348,853.6	359,232.8	9,710.0	13,070.9	726.2	19,801.8	321,618.4	173,244.6						
2018 / 08	330,592.9	370,205.7	39,612.8	1,013,230.0	135,792.6	348,755.3	359,232.8	10,477.5	12,737.4	721.8	19,742.7	321,167.5	174,312.8						
2018 / 09	321,921.8	360,849.2	38,927.5	1,038,122.1	150,917.7	356,579.5	367,001.1	10,421.6	13,180.6	716.2	19,615.7	322,431.3	174,681.1						
2018 / 10	327,001.2	363,736.3	36,735.2	1,019,454.1	138,285.6	356,375.7	369,569.9	13,194.1	10,515.8	646.3	19,291.8	319,546.3	174,792.6						
2018 / 11	322,781.6	360,800.8	38,019.3	1,019,069.4	140,142.7	351,910.8	367,687.3	15,776.5	10,822.8	691.4	20,121.8	320,349.0	175,030.8						
2018 / 12	311,918.6	350,419.3	38,500.7	1,031,419.3	153,688.6	353,009.4	364,169.2	11,159.8	11,064.2	539.0	20,270.1	317,752.8	175,095.1						

	Detyrime ndaj Bankës Qëndrës / Liabilities to Central Bank		Depozita të paranë e gjerë / Deposits included in broad money (16+17)		Depozita të paranë e gjerë / Deposits not included in broad money		Leta, me vlerë të nga aksionet / Securities others than shares		Huatë / Loans		Aksione dhe instrumente të fjera të kapitalit / Shares and other equity		Nga, të cilat: Rezerva, rievales- imi / Or which: Valuation adjustment		Detyrime të fjera neto / Other net liabilities		Axhustimi i konsolidimit / Consolidation adjustment	
	14	15	16	17	18	19	20	21	22	23	24							
2016 / 12	30,299.4	1,005,978.9	351,219.8	654,759.1	100,102.6	5,224.5	1,787.9	144,514.9	4,937.4	39,725.5	4,247.2							
2017 / 12	40,937.7	991,609.0	363,710.2	627,898.8	126,597.0	6,258.0	2,662.8	156,578.0	-1,907.5	13,473.9	3,645.8							
2018 / 12	38,322.8	981,771.9	374,996.6	606,775.2	148,694.4	6,183.1	2,837.8	155,791.7	-7,803.0	4,845.3	4,891.0							
2018 / 07	45,382.8	969,691.0	364,317.3	605,373.7	134,857.4	6,333.1	3,279.9	158,695.7	-6,734.6	8,761.3	1,100.5							
2018 / 08	46,439.2	975,036.6	368,723.9	606,312.8	141,702.6	6,347.6	4,820.3	155,576.5	-7,549.1	13,133.6	766.4							
2018 / 09	53,454.7	978,996.8	369,527.3	609,469.5	146,079.2	6,359.0	2,679.6	156,751.5	-7,619.2	11,556.2	4,166.7							
2018 / 10	43,407.6	976,328.7	369,532.5	606,796.1	146,185.8	6,372.0	3,019.8	155,608.1	-6,501.8	11,913.4	3,620.0							
2018 / 11	38,193.4	972,375.3	366,731.7	605,643.6	148,663.6	6,226.2	4,138.5	156,151.1	-7,589.1	12,399.1	3,703.8							
2018 / 12	38,322.8	981,771.9	374,996.6	606,775.2	148,694.4	6,183.1	2,837.8	155,791.7	-7,803.0	4,845.3	4,891.0							

Source: Bank of Albania.



**1-5 BILANCI SEKTORIAL I SHOQËRIVE TË KURSIM-KREDITIT
NË MILIONË LEKË, FUND PERIUDHE**

**SECTORAL BALANCE SHEET OF SAVINGS AND LOAN ASSOCIATIONS 1-5
IN MILLIONS ALL, END OF PERIOD**

	Monedha dhe kartëmonedha në lekë / Notes and coins in national currency		Monedha dhe kartëmonedha në valutë / Notes and coins in foreign currency		Depozita / Deposits (5+6)		Bankat para-depozituese / Deposit money banks		Korporatat e tjera financiare / Other financial corporations		Letra me vlerë / Securities		Huatë / Loans (9+10)		Sektorë të tjerë rezidentë / Other resident sectors		Korporatat e tjera financiare / Other nonfinancial corporations		Mbie të tjera / Other financial assets		Mbie jo-financiare / Nonfinancial assets	
	1	2	3	4	5	6	7	8	9	10	11	12	13	14	15	16	17	18	19	20	21	22
2015 / IV	6,673.1	6.6	0.0	1,726.3	283.1	1,443.2	9.9	4,833.5	4,833.5	-	72.4	-	-	-	-	-	-	-	-	-	-	-
2016 / IV	6,830.2	8.1	0.0	938.2	656.8	281.4	152.3	5,519.8	5,519.8	-	136.7	-	-	-	-	-	-	-	-	-	-	-
2017 / IV	8,445.2	6.6	0.1	1,715.4	1,216.6	498.8	159.9	6,306.1	6,306.1	-	28.7	-	-	-	-	-	-	-	-	-	-	-
2017 / IV	8,445.2	6.6	0.1	1,715.4	1,216.6	498.8	159.9	6,306.1	6,306.1	-	28.7	-	-	-	-	-	-	-	-	-	-	-
2018 / I	8,802.9	7.5	0.7	1,789.6	1,253.4	536.1	159.5	6,567.8	6,567.8	-	34.8	-	-	-	-	-	-	-	-	-	-	-
2018 / II	9,044.8	8.4	0.0	1,744.2	1,208.5	535.7	181.9	6,833.9	6,833.9	-	31.4	-	-	-	-	-	-	-	-	-	-	-
2018 / III	9,373.4	10.2	0.1	1,891.2	1,346.6	544.6	184.2	7,010.9	7,010.9	-	33.9	-	-	-	-	-	-	-	-	-	-	-

	Depozita të përfshira në parantë të gjerë / Deposits included in broad money (3+4)		Korporatat e tjera jo-financiare / Other nonfinancial corporations		Depozita të papërfshira në parantë të gjerë / Deposits excluded from broad money (6+7)		Sektorë të tjerë rezidentë / Other resident sectors		Korporatat e tjera jo-financiare / Other nonfinancial corporations		Huatë / Loans (9+10+11)		Korporatat e tjera financiare / Other financial corporations		Bankat para-depozituese / Deposit money banks		Qeveria / Central Government		Detyrime të tjera / Other liabilities		Aksione dhe instrumente të tjerë të kapitalit / Shares and other equity	
	1	2	3	4	5	6	7	8	9	10	11	12	13	14	15	16	17	18	19	20	21	22
2015 / IV	6,673.1	3,758.3	3,758.3	-	152.6	152.6	-	1,595.1	1,317.7	277.4	-	148.7	1,018.4	1,317.7	277.4	-	-	-	148.7	1,018.4	-	-
2016 / IV	6,830.2	4,884.4	4,884.4	-	123.7	123.7	-	557.6	182.4	375.2	-	284.9	979.6	182.4	375.2	-	-	-	284.9	979.6	-	-
2017 / IV	8,445.2	6,162.5	6,162.5	-	114.9	114.9	-	761.3	-	761.3	-	141.5	1,264.9	-	761.3	-	-	-	141.5	1,264.9	-	-
2017 / IV	8,445.2	6,162.5	6,162.5	-	114.9	114.9	-	761.3	-	761.3	-	141.5	1,264.9	-	761.3	-	-	-	141.5	1,264.9	-	-
2018 / I	8,802.9	6,321.1	6,321.1	-	134.6	134.6	-	900.5	-	900.5	-	138.8	1,307.8	-	900.5	-	-	-	138.8	1,307.8	-	-
2018 / II	9,044.8	6,450.3	6,450.3	-	141.6	141.6	-	940.7	-	940.7	-	150.6	1,361.5	-	940.7	-	-	-	150.6	1,361.5	-	-
2018 / III	9,373.4	6,824.3	6,824.3	-	144.3	144.3	-	867.3	-	867.3	-	130.7	1,406.8	-	867.3	-	-	-	130.7	1,406.8	-	-

Burimi: Banka e Shqipërisë

Source: Bank of Albania.



MONETARY SURVEY OF OTHER DEPOSITORY CORPORATIONS 1-6
IN MILLIONS LEK, END OF PERIOD

1-6 PARAQITJA MONETARE E KORPORATAVE TË TJERA DEPOZITUESHE
NË MILIONË LEKË, FUND PERIUDHE

	Mijet vlerore neto / Net foreign assets (2-3)		Mjetet e brendshme / Domestic assets (5+6+9+10+11+12+13)		Pretendimet neto ndaj Qendrore / Central Government (7,8)		Mijet: Detyrime ndaj Qendrores / Claims on Central Government		Pretendime ndaj korporateve tjera financiare / Claims on other financial corporations		Pretendimet ndaj qeverisë lokale / Claims on local government		Pretendimet ndaj korporateve tjera publike / Claims on public nonfinancial corporations		Pretendime ndaj korporateve tjera johinestare / Claims on other resident / resident sectors	
	1	2	3	4	5	6	7	8	9	10	11	12	13			
2016 / 12	307,272.2	347,525.2	40,253.0	1,030,570.3	161,427.2	322,424.9	335,095.1	12,670.2	9,799.8	26,863.9	343,211.0	845.5	26,863.9	343,211.0	165,998.0	
2017 / 12	309,764.4	350,037.9	40,273.5	1,038,969.5	156,301.1	332,732.3	344,756.2	12,023.9	9,320.1	34,901.3	329,377.0	787.7	34,901.3	329,377.0	175,550.1	
2018 / 12	311,918.7	350,419.4	38,500.7	1,039,169.2	153,698.8	353,193.7	364,353.4	11,159.8	11,608.8	20,270.1	317,752.8	539.0	20,270.1	317,752.8	182,106.0	
2018 / 07	317,348.1	360,706.6	43,358.5	1,018,313.5	133,446.6	349,035.4	358,745.5	9,710.0	13,606.6	19,801.8	321,618.4	726.2	19,801.8	321,618.4	180,078.5	
2018 / 08	330,592.9	370,205.7	39,612.8	1,020,789.8	135,801.0	348,937.2	359,414.7	10,477.5	13,273.0	19,742.7	321,167.5	721.8	19,742.7	321,167.5	181,146.7	
2018 / 09	321,921.8	360,849.3	38,927.5	1,045,872.0	150,927.9	356,763.7	367,185.3	10,421.6	13,725.2	19,615.7	322,431.3	716.2	19,615.7	322,431.3	181,692.1	
2018 / 10	327,001.2	363,736.4	36,735.2	1,027,204.0	138,295.8	356,560.0	369,754.1	13,194.1	11,060.4	19,291.8	319,546.3	646.3	19,291.8	319,546.3	181,803.5	
2018 / 11	322,781.6	360,800.9	38,019.3	1,026,819.3	140,152.9	352,095.0	367,871.5	15,776.5	11,367.3	20,121.8	320,349.0	691.4	20,121.8	320,349.0	182,041.7	
2018 / 12	311,918.7	350,419.4	38,500.7	1,039,169.2	153,698.8	353,193.7	364,353.4	11,159.8	11,608.8	20,270.1	317,752.8	539.0	20,270.1	317,752.8	182,106.0	

	Detyrime ndaj Bankës Qendrore / Liabilities to Central Bank		Depozita të përfshira në parantë e gjerë / De- posits included in broad money (16+17)		Depozita të përfshira në parantë e gjerë / De- posits included in broad money (16+17)		Depozita të transferueshme / Transferable deposits		Depozita të tjera / Other deposits		Depozita të pa përfshira në parantë e gjerë / Deposits not included in broad money		Letra me vlerë të ndryshme nga aksionet / Securities others than shares		Huatë / Loans		Aksione dhe instrumente të tjera të kapitallit / Shares and other equity instruments		Nga të cilat: Rezeva rritjesimi / Of which: Valuation adjustment		Detyrime të tjera neto / Other net liabilities		Aktivimi i konsoli- ditimit / Consolida- tion adjustment	
	14	15	16	17	18	19	20	21	22	23	24													
2016 / 12	30,299.4	1,010,863.3	351,219.8	659,643.5	100,226.3	5,224.5	1,970.4	145,494.5	4,937.4	39,798.6	3,965.6													
2017 / 12	40,937.7	997,771.4	363,710.2	634,061.3	126,711.9	6,258.0	2,662.8	157,843.0	-1,907.5	13,358.4	3,190.5													
2018 / 12	38,322.8	988,596.1	374,996.6	613,599.5	148,838.7	6,183.1	2,837.8	157,198.6	-7,803.0	4,699.1	4,411.8													
2018 / 07	45,382.8	976,141.3	364,317.3	611,824.0	134,999.0	6,333.1	3,279.9	160,057.2	-6,734.6	8,635.6	832.6													
2018 / 08	46,439.2	981,487.0	368,723.9	612,763.1	141,844.2	6,347.6	4,820.3	156,938.1	-7,549.1	13,007.9	498.5													
2018 / 09	53,454.7	985,821.1	369,527.3	616,293.8	146,223.5	6,359.0	2,679.6	158,158.3	-7,619.2	11,410.1	3,687.5													
2018 / 10	43,407.6	983,152.9	369,532.5	613,620.4	146,330.1	6,372.0	3,019.8	157,014.9	-6,501.8	11,767.2	3,140.8													
2018 / 11	38,193.4	979,199.5	366,731.7	612,467.8	148,807.9	6,226.2	4,138.5	157,557.9	-7,589.1	12,252.9	3,224.6													
2018 / 12	38,322.8	988,596.1	374,996.6	613,599.5	148,838.7	6,183.1	2,837.8	157,198.6	-7,803.0	4,699.1	4,411.8													

Burimi: Banka e Shqipërisë



MONETARY SURVEY OF DEPOSITORY CORPORATIONS 1-7
IN MILLIONS ALL, END OF PERIOD1-7 PARAGJITJA MONETARE E KORPORATAVE DEPOZITITUESE
NË MILIONË LEKË, FUND PERIUDHE

	Mjetet e parësishme / Broad money liabilities (1.5+1.6)		Mjetet e brendshme / Domestic assets (5+8)		Pretendimet ndaj qendrës / Net claims on Central Government (6.7)		Minus: Detyrime ndaj Qendrës / Less: Liabilities to Central Government		Pretendime ndaj sektorëve të tjerë / Claims on other sectors (9+10+11+12+13)		Pretendimet ndaj korporatave të tjerë / Claims on other public nonfinancial corporations		Pretendimet ndaj korporatave të tjerë / Claims on other nonfinancial corporations		Pretendime ndaj korporatave të tjerë rezidentë / Claims on other resident sectors	
	1	2	3	4	5	6	7	8	9	10	11	12	13			
2016 / 12	696,885.0	766,087.4	69,202.4	905,124.5	356,680.5	388,375.0	31,694.5	548,444.0	9,799.8	845.5	26,863.9	343,211.0	167,723.8			
2017 / 12	700,451.9	767,643.3	67,191.4	902,795.2	351,139.1	397,595.7	46,456.7	551,656.2	9,320.1	787.7	34,901.3	329,377.0	177,270.1			
2018 / 12	724,363.1	786,907.1	62,544.0	874,931.8	340,827.8	419,982.3	79,154.5	534,104.0	11,608.8	539.0	20,270.1	317,752.8	183,933.2			
2018 / 07	680,559.7	748,588.2	68,028.5	886,196.5	348,687.3	413,731.8	65,044.5	537,509.2	13,606.6	726.2	19,801.8	321,618.4	181,756.2			
2018 / 08	703,782.0	768,187.9	64,405.9	885,899.0	348,177.4	415,007.1	66,829.7	537,721.6	13,273.0	721.8	19,742.7	321,167.5	182,816.7			
2018 / 09	706,627.2	770,626.6	63,999.4	891,089.2	351,245.6	422,725.2	71,479.6	539,843.6	13,725.2	716.2	19,615.7	322,431.3	183,355.2			
2018 / 10	737,791.0	799,191.9	61,400.9	852,511.7	318,513.2	425,459.5	106,946.3	533,998.4	11,060.4	646.3	19,291.8	319,546.3	183,453.7			
2018 / 11	732,375.1	795,149.6	62,774.5	859,952.1	323,676.4	422,855.0	99,178.6	536,275.7	11,367.3	691.4	20,121.8	320,349.0	183,746.1			
2018 / 12	724,363.1	786,907.1	62,544.0	874,931.8	340,827.8	419,982.3	79,154.5	534,104.0	11,608.8	539.0	20,270.1	317,752.8	183,933.2			

	Detyrimet e parësishme / Broad money liabilities (1.5+1.6)		Detyrimet jashtë korporatave / Money outside depository corporations		Detyrimet e parësishme të përfshira në parantëzë / Deposits included in broad money (17+18)		Detyrimet e parësishme të përjashtuara / Deposits excluded from broad money		Llogaritje të tjera / Other accounts payable		Hutime / Loans		Leira me vlerë të ndryshme / Securities others than shares		Depozita të përfshira në parantëzë / Deposits included in broad money		Depozita të përfshira në parantëzë të përjashtuara / Deposits excluded from broad money		Detyrimet e tjera neto / Other liabilities net		Ajustimi i konsolidimit / Consolidation adjustment	
	14	15	16	17	18	19	20	21	22	23	24	25	26									
2016 / 12	1,263,461.6	249,415.1	1,014,046.5	351,283.5	662,763.1	100,420.3	5,224.5	1,970.4	47.2	207,354.4	34,325.9	22,810.6	720.4									
2017 / 12	1,266,934.7	265,264.1	1,001,670.6	363,754.4	637,916.2	126,858.6	6,258.0	2,662.8	96.8	203,725.1	11,497.4	4,134.3	845.2									
2018 / 12	1,263,928.1	275,281.4	988,646.7	375,047.3	613,599.5	148,919.3	6,183.1	2,837.8	285.4	188,287.1	6,559.1	-11,548.2	402.3									
2018 / 07	1,239,678.0	263,478.9	976,199.1	364,375.1	611,824.0	135,110.1	6,333.1	3,279.9	55.6	193,101.3	-3,359.0	-11,250.4	448.6									
2018 / 08	1,251,428.4	269,884.2	981,544.2	368,781.1	612,763.1	141,952.7	6,347.6	4,820.3	110.6	191,576.2	-2,687.9	-7,175.4	620.7									
2018 / 09	1,254,663.8	268,785.4	985,878.4	369,584.6	616,293.8	146,318.5	6,359.0	2,679.6	126.9	192,792.0	-2,783.5	-5,564.7	341.1									
2018 / 10	1,248,688.8	265,433.3	983,255.6	369,635.2	613,620.4	146,410.2	6,372.0	3,019.8	53.8	191,077.1	-2,181.4	-5,730.6	411.6									
2018 / 11	1,246,779.8	267,497.2	979,282.6	366,814.8	612,467.8	148,887.9	6,226.2	4,138.5	69.1	190,879.0	-4,023.4	-5,222.3	568.9									
2018 / 12	1,263,928.1	275,281.4	988,646.7	375,047.3	613,599.5	148,919.3	6,183.1	2,837.8	285.4	188,287.1	-6,559.1	-11,548.2	402.3									

Burimi: Banka e Shqipërisë



1-BA AGREGATËT MONETARË DHE PËRBËRËSIT E TYRE MONETARY

AGGREGATES AND THEIR COMPONENTS 1-8A

	M3 (2+7)		M2 (3+6)		M1 (4+5)		Depozitat me afat në lekë / Time deposits in national currency	Depozitat në valutë / Deposits in foreign currency
	1	2	3	4	5	6		
Gjendja në fund të periudhës (në milionë Lekë)/ Stock at end of period (in millions ALL)								
2016 / 12	1,263,461.6	736,950.4	435,438.7	249,415.1	186,023.6	301,511.7	526,511.2	
2017 / 12	1,266,934.7	738,927.9	461,577.9	265,264.1	196,313.9	277,349.9	528,006.9	
2018 / 12	1,263,928.1	731,352.3	478,717.6	275,281.4	203,436.3	252,634.7	532,575.8	
2018 / 07	1,239,678.0	725,399.7	464,023.0	263,478.9	200,544.1	261,376.8	514,278.2	
2018 / 08	1,251,428.4	724,350.2	468,761.6	269,884.2	198,877.4	255,588.5	527,078.2	
2018 / 09	1,254,663.8	723,199.5	469,044.9	268,785.4	200,259.5	254,154.6	531,464.3	
2018 / 10	1,248,688.8	717,486.7	464,643.0	265,433.3	199,209.8	252,843.7	531,202.1	
2018 / 11	1,246,779.8	719,996.6	466,635.8	267,497.2	199,138.6	253,360.8	526,783.2	
2018 / 12	1,263,928.1	731,352.3	478,717.6	275,281.4	203,436.3	252,634.7	532,575.8	
Ndryshimi vjetor në përqindje / Annual percentage changes								
2016 / 12	3.9	1.9	13.4	8.2	21.2	-11.0	6.7	
2017 / 12	0.3	0.3	6.0	6.4	5.5	-8.0	0.3	
2018 / 12	-0.2	-1.0	3.7	3.8	3.6	-8.9	0.9	
2018 / 07	-0.6	-0.2	5.9	4.1	8.2	-9.3	-1.2	
2018 / 08	0.1	0.5	7.0	5.6	8.8	-9.5	-0.5	
2018 / 09	0.2	0.3	6.9	5.6	8.8	-10.1	0.2	
2018 / 10	-0.1	-0.5	5.3	4.2	6.7	-9.5	0.4	
2018 / 11	-0.5	-0.4	5.0	4.9	5.1	-9.0	-0.6	
2018 / 12	-0.2	-1.0	3.7	3.8	3.6	-8.9	0.9	

Burimi: Banka e Shqipërisë

Source: Bank of Albania.

1-8B KUNDËRPARTITË E AGREGATËVE MONETARË

COUNTERPARTS OF MONETARY AGGREGATES 1-8B

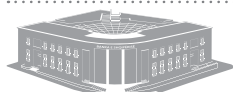
	Mjetet valutore neto / Net Foreign Assets	Mjetet e brendshme / Domestic assets (3+4)	Pretendimet ndaj Qeverisë Qëndrore neto / Net claims on Central Government	Pretendime ndaj sektorëve të tjerë* / Claims on other sectors *	Të tjera neto / Other items net
	1	2	3	4	5
Gjendja në fund të periudhës (milionë Lekë)/ Stock at end of period (in millions ALL)					
2016 / 12	696,885.0	905,124.5	356,680.5	548,444.0	22,810.6
2017 / 12	700,451.9	902,795.2	351,139.1	551,656.2	(4,134.3)
2018 / 12	724,363.1	874,931.8	340,827.8	534,104.0	(11,548.2)
2018 / 07	680,559.7	886,196.5	348,687.3	537,509.2	(11,250.4)
2018 / 08	703,782.0	885,899.0	348,177.4	537,721.6	(7,175.4)
2018 / 09	706,627.2	891,089.2	351,245.6	539,843.6	(5,564.7)
2018 / 10	737,791.0	852,511.7	318,513.2	533,998.4	(5,730.6)
2018 / 11	732,375.1	859,952.1	323,676.4	536,275.7	(5,222.3)
2018 / 12	724,363.1	874,931.8	340,827.8	534,104.0	(11,548.2)
Ndryshimi vjetor në përqindje / Annual percentage changes					
	Mjetet valutore neto / Net foreign assets	Mjetet e brendshme / Domestic assets	Pretendimet ndaj Qeverisë Qëndrore neto / Net claims on Central Government	Pretendime ndaj sektorëve të tjerë* / Claims on other sectors *	
	1	2	3	4	
2016 / 12	13.4	0.2	0.7	-0.1	
2017 / 12	0.5	-0.3	-1.6	0.6	
2018 / 12	3.4	-3.1	-2.9	-3.2	
2018 / 07	0.6	-1.2	-0.3	-1.7	
2018 / 08	2.2	-1.4	0.1	-2.4	
2018 / 09	1.4	-0.7	2.5	-2.7	
2018 / 10	3.6	-3.5	-3.5	-3.5	
2018 / 11	3.8	-3.7	-4.1	-3.5	
2018 / 12	3.4	-3.1	-2.9	-3.2	

Burimi: Banka e Shqipërisë

Source: Bank of Albania.

*Përfshin kredinë për ekonominë dhe pretendime të tjera ndaj sektorëve mbajtës së parasë së gjerë.

*Include credit to economy and other claims on broad money holding sectors.



DENOMINATED DEPOSITS BY SECTORS' 1-9
IN MILLIONS ALL, END OF PERIOD1-9 DEPOZITAT NË LEKË SIPAS SEKTORËVE/
NË MILIONË LEKË, FUND PERIUDHE

	Ilegjari depozita pa at / Current account and sight deposits (3+4+5+6+7)							Depozitat me afat / Time deposits (9+10+11+12+13)	9	10	11	12	13
	1	2	3	4	5	6	7						
2016 / 12	487,535.3	186,023.6	1,907.5	6,786.0	2,071.0	46,051.0	129,208.1	301,511.7	18.9	976.8	7,553.4	6,502.2	286,460.4
2017 / 12	473,663.8	196,313.9	1,344.4	8,656.7	2,524.8	48,979.3	134,808.7	277,349.9	15.2	705.2	9,282.1	9,062.4	258,285.1
2018 / 12	456,070.9	203,436.3	1,482.1	8,861.1	2,586.8	49,221.4	141,284.9	252,634.7	13.1	1,634.7	5,050.5	9,687.0	236,249.4
2018 / 07	461,920.9	200,544.1	1,211.7	9,319.4	3,584.5	51,419.5	135,009.2	261,376.8	13.0	1,506.9	4,833.7	8,652.2	246,370.9
2018 / 08	454,465.9	198,877.4	1,418.3	9,628.7	3,172.0	50,520.9	134,137.5	255,588.5	13.0	1,509.6	4,793.9	7,862.4	241,409.6
2018 / 09	454,414.1	200,259.5	1,614.8	9,530.4	2,968.8	49,771.1	136,374.3	254,154.6	13.0	1,502.0	5,119.5	7,842.0	239,678.1
2018 / 10	452,053.5	199,209.8	1,580.6	9,984.5	2,880.6	48,173.0	136,591.2	252,843.7	13.0	1,388.5	5,083.2	8,509.4	237,849.6
2018 / 11	452,499.3	199,138.6	1,489.0	9,669.9	2,998.4	47,029.4	137,951.8	253,360.8	13.1	2,232.1	4,821.6	9,202.1	237,091.9
2018 / 12	456,070.9	203,436.3	1,482.1	8,861.1	2,586.8	49,221.4	141,284.9	252,634.7	13.1	1,634.7	5,050.5	9,687.0	236,249.4

Burimi: Banka e Shqipërisë

Source: Bank of Albania.



**1-10 DEPOZITAT NË VALUTË SIPAS SEKTORËVE *
NË MILIONË LEKË, FUND PERIUDHE**

**FOREIGN CURRENCY DENOMINATED DEPOSITS BY SECTORS* 1-10
IN MILLIONS ALL, END OF PERIOD**

	1	Ilegarit rrjedhëse dhe depozita pa afat / Current account and sight deposits (3+4+5+6+7)						8	9	10	11	12	13
		2	3	4	5	6	7						
	Totali i depozitave / Total deposits (2+8)	Qeveria lokale / Local government	Korporatat publike / Public nonfinancial corporations	Korporatat financiare / Other financial corporations	Korporatat tjera financiare / Other nonfinancial corporations	Sektorë të tjerë rezidentë / Other resident sectors	Depozitat me afat (9+10+11+12+13)	Qeveria lokale / Local government	Korporatat financiare publike / Public nonfinancial corporations	Korporatat financiare / Other financial corporations	Korporatat tjera financiare / Other nonfinancial corporations	Sektorë të tjerë rezidentë / Other resident sectors	
2016 / 12	526,511.2	250,122.0	366.1	2,999.4	1,815.4	73,326.4	276,389.2	-	2,391.9	3,698.7	11,005.7	259,292.9	
2017 / 12	528,006.9	267,413.0	139.8	2,086.3	3,756.9	74,187.3	260,593.8	-	1,543.8	3,336.9	10,297.9	245,415.2	
2018 / 12	532,575.8	289,232.7	113.4	1,407.7	3,616.6	78,055.3	243,343.1	-	1,696.3	3,598.1	11,813.8	226,234.9	
2018 / 07	514,278.2	269,526.6	88.1	1,486.1	3,246.5	73,450.1	244,751.6	-	1,764.2	2,877.4	10,952.2	229,157.8	
2018 / 08	527,078.2	279,899.0	97.4	1,257.1	3,866.4	76,738.0	247,179.2	-	1,772.8	2,774.1	11,646.3	230,986.1	
2018 / 09	531,464.3	282,794.5	69.5	1,304.0	3,376.9	77,612.8	248,669.9	-	1,774.6	3,486.9	11,898.6	231,509.8	
2018 / 10	531,202.1	285,512.8	84.3	1,483.6	3,633.2	79,532.2	245,689.3	-	1,713.5	3,229.3	12,357.5	228,389.0	
2018 / 11	526,783.2	283,119.7	89.3	1,608.9	3,414.9	77,604.0	243,663.6	-	1,711.2	2,787.6	12,396.2	226,768.6	
2018 / 12	532,575.8	289,232.7	113.4	1,407.7	3,616.6	78,055.3	243,343.1	-	1,696.3	3,598.1	11,813.8	226,234.9	

Banor: Banka e Shqipërisë

*Përfshihen vetëm illegarit dhe depozitat që janë pjesë e parash së gjerë.

Source: Bank of Albania
*Deposits included in broad money.



1-11 KREDIA PËR EKONOMINË SIPAS SEKTORIT *
NË MILIONË LEKË, FUND PERIUDHE

CREDIT TO ECONOMY BY SECTOR* 1-11
IN MILLIONS ALL, END OF PERIOD

	1	2	3	4	5	6	7	8	9	10	11	12	13
	Totali i kredisë / Total credit	Kredia në lekë / Credit in national currency	Qeveria lokale / Local government	Korporatat jo-financiare publike / Public nonfinancial corporations	Korporata të tjera jo-financiare / Other nonfinancial corporations	Korporata të tjera financiare / Other financial corporations	Sektorë të tjerë rezidentë / Other resident sectors	Kredia në valutë / Credit in foreign currency	Qeveria lokale / Local government	Korporatat jo-financiare publike / Public nonfinancial corporations	Korporata të tjera jo-financiare / Other nonfinancial corporations	Korporata të tjera financiare / Other financial corporations	Sektorë të tjerë rezidentë / Other resident sectors
	(2+8)	(3+4+5+6+7)						(9+10+11+12+13)					
2016 / 12	547,191.2	259,547.5	845.5	23,993.9	131,743.5	4,242.3	98,722.3	287,643.7	-	2,870.0	211,326.7	4,445.3	69,001.6
2017 / 12	550,280.5	273,261.9	787.7	29,680.0	130,851.8	3,522.3	108,420.1	277,018.6	-	5,221.4	198,525.2	4,422.3	68,849.7
2018 / 12	532,628.1	268,679.1	539.0	16,594.2	127,999.7	4,802.1	118,744.1	263,949.1	-	3,675.9	189,722.3	5,361.9	65,189.0
2018 / 07	532,975.3	267,302.8	726.2	16,883.0	129,850.9	4,464.7	115,378.1	265,672.5	-	2,918.8	191,767.5	4,608.4	66,377.8
2018 / 08	533,174.6	266,578.1	721.8	16,550.3	129,209.7	4,103.8	115,992.6	266,596.5	-	3,192.4	191,957.8	4,622.5	66,823.8
2018 / 09	535,254.2	268,148.3	716.2	16,650.3	129,849.0	4,260.1	116,672.6	267,105.9	-	2,965.3	192,550.3	4,909.0	66,681.2
2018 / 10	532,522.4	269,107.0	646.3	16,223.4	130,190.5	4,407.7	117,639.1	263,415.4	-	3,068.4	189,323.9	5,209.5	65,813.7
2018 / 11	534,797.6	271,374.7	691.4	16,674.7	131,379.3	4,422.4	118,206.9	263,422.9	-	3,447.1	188,938.1	5,499.6	65,538.1
2018 / 12	532,628.1	268,679.1	539.0	16,594.2	127,999.7	4,802.1	118,744.1	263,949.1	-	3,675.9	189,722.3	5,361.9	65,189.0

Burimi: Banka e Shqipërisë

* Kredia dhënë nga korporatat deponituese (Banka Qendrore, bankat para-deponituese dhe shoqëritë e kursimkreditit).

- Janë rrethuar nga korporatat deponituese (Banka Qendrore, bankat para-deponituese dhe shoqëritë e kursimkreditit).

- Janë rrethuar nga korporatat deponituese (Banka Qendrore, bankat para-deponituese dhe shoqëritë e kursimkreditit).

- Janë rrethuar nga korporatat deponituese (Banka Qendrore, bankat para-deponituese dhe shoqëritë e kursimkreditit).

- Janë rrethuar nga korporatat deponituese (Banka Qendrore, bankat para-deponituese dhe shoqëritë e kursimkreditit).

*Credit granted by depository corporations (Central bank, deposit money banks and savings and loan associations).

- Data for period December 2017- April 2018, are revised due to an institutional reclassification from

private nonfinancial corporations to public nonfinancial corporations.



"1-12 HUATË E KORPORATAVE JOFINANCIARE SIPAS AKTIVITETIT EKONOMIK (NVE - REV.2)*" "1-12 HUATË E KORPORATAVE JOFINANCIARE SIPAS AKTIVITETIT EKONOMIK (NACE - REV.2)* 1-12" IN MILLIONS ALL, END OF PERIOD

	1	2	3	4	5	6	7	8	9	10	11
	Totali i huave për korporatat jo-financiare / Total loans to non-financial corporations (2+3+4+5+6+7+8+9+10+11+12+13+14+15+16+17+18+19+20+21+22)	Bujqësia, Pyll, Pesqimi / Agriculture, Forestry and fishing	Industria nxjerrëse / Mining and quarrying	Industria përpunuese / Manufacturing	Energjia elektrike furnizimi me gaz, ovl / Electricity, gas, steam and air conditioning supply	Furnizimi me ujë aktivitet të trajtimit dhe menaxhimit të mbeturinave, mbejeve / Water supply, sewerage, waste management and remediation activities	Ndërtimi / Construction	Tregtia me shumicë dhe me pakicë; Riparimi i automobujve dhe motovele / Wholesale and retail trade; repair of motor vehicles and motorcycles	Transporti dhe magazinimi / Transportation and storage	Akomodimi dhe shërbimi ushqimor / Accommodation and food service activities	Informacioni dhe komunikimi / Information and communication
2016 / 12	369,934.2	5,192.1	7,201.7	59,213.8	48,950.3	179.1	46,975.4	125,804.8	7,373.1	13,314.7	4,523.6
2017 / 12	364,278.3	5,360.0	7,725.9	54,119.6	52,664.8	234.6	46,368.6	119,800.1	7,806.3	13,550.5	3,872.0
2018 / 12	337,992.0	4,750.5	8,144.6	49,140.5	32,743.8	229.9	47,808.2	117,663.0	6,685.9	13,265.3	2,795.1
2018 / 07	341,420.1	5,762.4	7,706.2	52,017.4	33,273.4	248.5	46,230.8	120,437.0	7,226.7	13,559.8	3,429.3
2018 / 08	340,910.3	5,510.0	7,956.8	51,566.6	33,559.3	245.5	46,263.3	119,988.2	7,152.1	13,553.3	3,245.3
2018 / 09	342,015.0	5,400.0	8,220.2	51,439.6	32,848.7	250.7	47,116.7	120,244.1	7,198.1	13,920.5	3,108.4
2018 / 10	338,806.2	5,247.3	8,079.6	51,562.4	32,286.7	241.5	46,979.3	119,423.8	6,993.8	13,567.2	2,855.8
2018 / 11	340,439.2	4,965.8	7,890.6	50,322.8	32,805.9	236.3	48,042.3	119,933.4	6,786.5	13,630.4	2,862.6
2018 / 12	337,992.0	4,750.5	8,144.6	49,140.5	32,743.8	229.9	47,808.2	117,663.0	6,685.9	13,265.3	2,795.1
2016 / 12	1,661.2	879.8	14	15	16	17	18	19	20	21	22
2017 / 12	2,779.0	823.5	930.9	390.9	1,622.4	5,582.7	2,844.6	5,170.5	24,275.7	3,665.7	138.5
2018 / 12	2,888.3	983.6	689.5	689.5	4,328.4	5,524.9	3,765.9	2,333.0	28,133.6	2,118.1	249.7
2018 / 07	2,831.5	840.7	550.4	550.4	4,235.0	5,971.4	3,126.9	2,632.4	25,150.9	2,089.3	148.5
2018 / 08	2,806.9	1,024.4	590.1	590.1	3,959.2	6,011.5	3,787.1	2,591.6	24,908.8	1,912.9	155.4
2018 / 09	2,770.2	1,025.7	524.0	524.0	4,210.6	5,973.5	3,872.0	2,554.1	25,127.7	1,876.2	158.6
2018 / 10	2,595.0	991.8	685.3	685.3	3,958.0	5,836.8	3,845.8	2,304.5	25,531.1	1,394.7	153.7
2018 / 11	2,542.9	981.2	744.9	744.9	4,212.3	5,800.4	3,981.7	2,298.4	25,671.0	1,322.2	155.3
2018 / 12	2,888.3	983.6	689.5	689.5	4,328.4	5,524.9	4,047.0	2,333.0	27,099.1	1,274.1	153.1

* Në dhënat e huave për shërbime të interesat e pëllëgullit, * Data on loans include accrued interests, ** Janë riveditur të dhënat e periudhas Dhjetor 2017- Prill 2018, për shkak të një rklasifikimi institucional nga korporatat jo-financiare private në korporatat jo-financiare publike. ** Data for period December 2017- April 2018, are revised due to an institutional reclassification from private nonfinancial corporations to public nonfinancial corporations.



1-13A HUATË E KORPORATAVE JOFINANCIARE PRIVATE SIPAS QËLLIMIT

TË PËRDORIMIT DHE MONEDHËS*
NË MILIONË LEKË, FUND PERIUDHE"PRIVATE NON-FINANCIAL CORPORATIONS LOANS BY
PURPOSE AND CURRENCY* 1-13A"
IN MILLIONS ALL, END OF PERIOD

	Huatë për korporatat jo-financiare private / Private non-financial corporations loans (2+9+10+23)								Huatë për investime në instrumenta financiare / Loans for investments in financial instruments							
	1	2	3	4	5	6	7	8	9	10	11	12	13	14	15	
	Në lekë / In ALL (3+4+5+6+7+8)	Overdraft / Overdraft	Kapital qarkullues / Working capital	Hua për çelje biznesi / Loans for starting up a business	Blerje pajisjesh / Machines and appliances	Pasuri të paluajtshme / Real estate	Hua për investime në instrumenta financiare / Loans for investments in financial instruments	Në dollarë amer- ikane / In USD (10+11+12+13+14+15)	Overdraft / Overdraft	Kapital qarkullues / Working capital	Hua për çelje biznesi / Loans for starting up a business	Blerje pajisjesh / Machin- eries and appliances	Pasuri të paluajtshme / Real estate	Hua për investime në instrumenta financiare / Loans for investments in financial instruments		
	16	17	18	19	20	21	22	16	17	18	19	20	21	22		
	Në euro / In EUR (17+18+19+20+21+22)	Overdraft / Overdraft	Kapital qarkullues / Working capital	Hua për çelje biznesi / Loans for starting up a business	Blerje pajisjesh / Machin- eries and appliances	Pasuri të paluajtshme / Real estate	Hua për investime në instrumenta financiare / Loans for invest- ments in financial instruments	Huë në monedha të tjera / In other currencies	Overdraft / Overdraft	Kapital qarkullues / Working capital	Hua për çelje biznesi / Loans for starting up a business	Blerje pajisjesh / Machin- eries and appliances	Pasuri të paluajtshme / Real estate	Hua për investime në instrumenta financiare / Loans for invest- ments in financial instruments		
2016 / 12	343,070.3	131,743.5	35,650.4	30,592.0	3,730.4	32,431.8	29,220.0	119.1	40,229.6	24,731.1	475.2	60,186.1	52,945.6	20.8		
2017 / 12	329,377.0	130,851.8	34,389.0	29,091.1	4,759.9	34,179.6	28,201.3	231.0	46,703.0	19,315.9	1,462.1	59,303.8	51,154.9	1.2		
2018 / 12	317,721.9	127,999.7	38,195.2	24,286.2	6,626.7	34,125.4	24,570.0	196.3	42,161.5	17,740.5	2,328.4	56,303.0	51,018.4	0.2		
2018 / 07	321,618.4	129,850.8	36,706.7	27,709.7	5,035.2	33,798.4	26,394.3	206.4	41,435.3	19,254.5	2,163.7	53,602.5	54,203.5	1.2		
2018 / 08	321,167.5	129,209.7	36,560.3	27,307.6	5,268.9	33,515.0	26,355.9	202.0	40,236.0	19,626.6	2,157.5	54,471.2	54,478.8	1.3		
2018 / 09	322,399.3	129,849.1	36,536.8	27,265.1	5,841.9	33,801.5	26,204.5	199.3	40,228.3	19,662.6	2,153.5	54,474.1	54,830.6	0.2		
2018 / 10	319,514.4	130,190.6	36,956.1	27,037.9	5,802.6	34,069.6	26,126.0	198.3	40,658.2	18,002.6	2,365.0	54,122.8	52,650.1	0.2		
2018 / 11	320,317.4	131,379.3	37,504.2	27,033.8	6,268.9	34,465.9	25,909.3	197.3	40,795.5	18,082.4	2,346.9	56,050.1	50,789.9	0.3		
2018 / 12	317,721.9	127,999.7	38,195.2	24,286.2	6,626.7	34,125.4	24,570.0	196.3	42,161.5	17,740.5	2,328.4	56,303.0	51,018.4	0.2		
Burrini: Banka e Shqipërisë																
* Të dhënat e huave përfitshme interesat e pëllqaritur.																
- Janë rievizuar të dhënat e periudhës Dhjetor 2017- Prill 2018, për shkak të një rriklassifikimi institucional nga korporatat jo-financiare private në korporata jo-financiare publike.																
* Data on loans include accrued interests.																
- corporations to public nonfinancial corporations.																
Source: Bank of Albania.																

Data for period December 2017- April 2018, are revised due to an institutional reclassification from private nonfinancial corporations to public nonfinancial corporations.



1-13B. HUATË E KORPORATAVE JOFINANCIARE PUBLIKE SIPAS GËLLIMIT TË PËRDORIMIT DHE MONEDHËS* NË MILIONË LËKË, FUND PERIUDHE

"PUBLIC NONFINANCIAL CORPORATIONS LOANS BY PURPOSE AND CURRENCY * 1-13B" IN MILLIONS ALL, END OF PERIOD

	Huatë për korporatat jo-financiare publike / Public nonfinancial corporations loans (2+6+14+20)							Hua të tjera / Other loans																																									
	1	2	3	4	5	6	7	8	9	10	11	12	13	14	15	16	17	18	19	20																													
	Në lekë / In ALL (3+4+5+6+7)							Në dollarë amerikanë / In USD (9+10+11+12+13)							Në euro / In EUR (15+16+17+18+19)																																		
	Ovëdrat / Overdraft							Kapital qarkullues / Working capital							Blerje pajisesh / Machines and appliances							Pasuri të paluajtshme / Real estate																											
2016 / 12	26,863.9	23,993.9	21,895.9	286.4	1,107.5	704.0	0.0	0.1	0.1	-	-	-	-	2,869.9	2,869.9	-	-	-	-	0.0																													
2017 / 12	34,901.3	29,680.0	27,229.8	287.7	901.8	1,260.6	0.1	0.1	0.1	-	-	-	-	5,221.3	5,221.2	-	-	-	-	0.0																													
2018 / 12	20,270.1	16,594.2	14,521.4	236.9	694.9	1,141.1	0.1	0.1	0.1	-	-	-	-	3,675.9	3,675.9	-	-	-	-	-																													
2018 / 07	19,801.8	16,883.0	14,631.6	277.0	778.3	1,196.2	0.1	0.1	0.1	-	-	-	-	3,192.4	3,192.4	-	-	-	-	-																													
2018 / 08	19,742.7	16,550.3	14,334.1	265.5	763.3	1,187.3	0.1	0.1	0.1	-	-	-	-	2,965.3	2,965.3	-	-	-	-	-																													
2018 / 09	19,615.7	16,650.3	14,470.5	256.5	746.5	1,176.9	0.1	0.1	0.1	-	-	-	-	3,068.3	3,068.3	-	-	-	-	-																													
2018 / 10	19,291.8	16,223.4	14,078.2	252.5	727.7	1,165.1	0.1	0.1	0.1	-	-	-	-	3,447.1	3,447.1	-	-	-	-	-																													
2018 / 11	20,121.9	16,674.7	14,557.3	252.9	711.6	1,152.9	0.1	0.1	0.1	-	-	-	-	3,675.9	3,675.9	-	-	-	-	-																													
2018 / 12	20,270.1	16,594.2	14,521.4	236.9	694.9	1,141.1	0.1	0.1	0.1	-	-	-	-	3,675.9	3,675.9	-	-	-	-	-																													
	Ovëdrat / Overdraft							Kapital qarkullues / Working capital							Blerje pajisesh / Machines and appliances							Pasuri të paluajtshme / Real estate																											
	8							9							10							11							12							13													
2016 / 12	0.1							0.1							-							-							-							0.0													
2017 / 12	0.1							0.1							-							-							-							0.0													
2018 / 12	0.1							0.1							-							-							-							-													
2018 / 07	0.1							0.1							-							-							-							-													
2018 / 08	0.1							0.1							-							-							-							-													
2018 / 09	0.1							0.1							-							-							-							-													
2018 / 10	0.1							0.1							-							-							-							-													
2018 / 11	0.1							0.1							-							-							-							-													
2018 / 12	0.1							0.1							-							-							-							-													
	14							15							16							17							18							19							20						
2016 / 12	2,869.9							2,869.9							-							-							-							0.0							0.0						
2017 / 12	5,221.3							5,221.2							-							-							-							0.0							0.0						
2018 / 12	3,675.9							3,675.9							-							-							-							-							-						
2018 / 07	2,918.7							2,918.7							-							-							-							-							-						
2018 / 08	3,192.4							3,192.4							-							-							-							-							-						
2018 / 09	2,965.3							2,965.3							-							-							-							-							-						
2018 / 10	3,068.3							3,068.3							-							-							-							-							-						
2018 / 11	3,447.1							3,447.1							-							-							-							-							-						
2018 / 12	3,675.9							3,675.9							-							-							-							-							-						

Burimi: Banka e Shteteve

* Të dhënat e huave përfshijnë interesat e përllogaritur.

* Data on loans include accrued interests. - Janë revizionuar të dhënat e periudhës Dhjetor 2017- Prill 2018, për shkak të një rriklasifikimi institucional nga korporatat jo-financiare private në korporatat jo-financiare publike.

* Data for period December 2017- April 2018, are revised due to an institutional reclassification from private nonfinancial corporations to public nonfinancial corporations.

Source: Bank of Albania



**1-14 HUATË E INDIVIDËVE DHE INSTITUCIONEVE JO ME QËLLIM FITIMI QË U SHËRBEJNË INDIVIDËVE SIPAS QËLLIMIT TË PËRDORIMIT DHE MONEDHËS*
NË MILIONË LEKË, FUND PERIUDHE**

**HOUSEHOLDS + NON-PROFIT INSTITUTIONS SERVING HOUSEHOLDS
LOANS BY PURPOSE AND CURRENCY* 1-14
IN MILLIONS ALL, END OF PERIOD**

	Në lekë / In ALL (3+4+5+6+7)							Në dollarë amerikanë / In USD (10+11+12+13+14)							Në euro / In EUR (17+18+19+20+21)								
	1	2	3	4	5	6	7	8	9	10	11	12	13	14	15	16	17	18	19	20	21	22	23
	Huatë për individët dhe institucionet jo me qëllim fitimi që u shërbejnë individëve / Households + Non-profit institutions serving households loans (2+9+ 10+23)	Në lekë / In ALL (3+4+5+6+7)	Ovërdraft / Overdraft	Mallat jo të qëndrueshëm / Nondurable goods	Mallat të qëndrueshëm / Durable goods	Hua për blerje banesash / Loans for house purchase	Hua për qëllime të tjera / Loans for other purposes	Huatë për individët dhe institucionet jo me qëllim fitimi që u shërbejnë individëve / Households + Non-profit institutions serving households loans (10+11+12+13+14)	Ovërdraft / Overdraft	Mallat jo të qëndrueshëm / Nondurable goods	Mallat të qëndrueshëm / Durable goods	Hua për blerje banesash / Loans for house purchase	Hua për qëllime të tjera / Loans for other purposes	Huatë për individët dhe institucionet jo me qëllim fitimi që u shërbejnë individëve / Households + Non-profit institutions serving households loans (17+18+19+20+21)	Ovërdraft / Overdraft	Mallat jo të qëndrueshëm / Nondurable goods	Mallat të qëndrueshëm / Durable goods	Hua për blerje banesash / Loans for house purchase	Hua për qëllime të tjera / Loans for other purposes	Hua në monedha të tjera / In other currencies			
2016 / 12	160,478.4	91,476.6	6,649.9	19,511.2	12,735.5	46,701.9	5,878.1	1,174.5	134.0	102.2	167.4	611.9	159.1	67,552.2	1,146.8	1,574.7	4,564.6	56,356.4	3,909.7	574.1	275.1		
2017 / 12	169,243.9	100,394.2	6,417.5	22,955.8	14,322.4	50,554.6	6,143.9	741.8	162.7	74.9	103.4	342.7	58.1	67,893.0	797.2	1,854.3	4,539.2	56,869.5	3,832.8	608.7	214.9		
2018 / 12	175,095.1	109,906.1	6,809.1	26,010.1	15,088.7	56,105.5	5,892.8	175,095.1	109,906.1	6,809.1	26,010.1	15,088.7	56,105.5	175,095.1	109,906.1	6,809.1	26,010.1	15,088.7	56,105.5	5,892.8	5,892.8	2,403.7	
2018 / 07	173,244.6	106,866.8	6,861.4	24,992.8	14,939.1	54,063.3	6,010.2	173,244.6	106,866.8	6,861.4	24,992.8	14,939.1	54,063.3	173,244.6	106,866.8	6,861.4	24,992.8	14,939.1	54,063.3	6,010.2	6,010.2	2,500.4	
2018 / 08	174,312.8	107,489.1	6,832.3	25,294.5	14,902.5	54,483.6	5,976.2	174,312.8	107,489.1	6,832.3	25,294.5	14,902.5	54,483.6	174,312.8	107,489.1	6,832.3	25,294.5	14,902.5	54,483.6	5,976.2	5,976.2	2,479.4	
2018 / 09	174,681.2	108,000.0	6,847.0	25,480.4	14,893.6	54,789.9	5,989.1	174,681.2	108,000.0	6,847.0	25,480.4	14,893.6	54,789.9	174,681.2	108,000.0	6,847.0	25,480.4	14,893.6	54,789.9	5,989.1	5,989.1	2,495.8	
2018 / 10	174,792.6	108,978.9	7,015.6	25,795.6	14,977.6	55,252.4	5,937.8	174,792.6	108,978.9	7,015.6	25,795.6	14,977.6	55,252.4	174,792.6	108,978.9	7,015.6	25,795.6	14,977.6	55,252.4	5,937.8	5,937.8	2,502.5	
2018 / 11	175,030.8	109,492.7	7,035.1	25,974.3	15,048.6	55,565.4	5,869.3	175,030.8	109,492.7	7,035.1	25,974.3	15,048.6	55,565.4	175,030.8	109,492.7	7,035.1	25,974.3	15,048.6	55,565.4	5,869.3	5,869.3	2,387.0	
2018 / 12	175,095.1	109,906.1	6,809.1	26,010.1	15,088.7	56,105.5	5,892.8	175,095.1	109,906.1	6,809.1	26,010.1	15,088.7	56,105.5	175,095.1	109,906.1	6,809.1	26,010.1	15,088.7	56,105.5	5,892.8	5,892.8	2,403.7	
2016 / 12	1,174.5	134.0	102.2	167.4	611.9	159.1	136.1	1,174.5	134.0	102.2	167.4	611.9	159.1	1,174.5	134.0	102.2	167.4	611.9	159.1	136.1	136.1	136.1	136.1
2017 / 12	741.8	162.7	74.9	103.4	342.7	58.1	38.1	741.8	162.7	74.9	103.4	342.7	58.1	741.8	162.7	74.9	103.4	342.7	58.1	38.1	38.1	38.1	38.1
2018 / 12	484.6	83.0	50.2	18.3	285.4	47.7	32.4	484.6	83.0	50.2	18.3	285.4	47.7	484.6	83.0	50.2	18.3	285.4	47.7	32.4	32.4	32.4	32.4
2018 / 07	569.5	132.8	57.5	19.8	308.5	50.8	33.8	569.5	132.8	57.5	19.8	308.5	50.8	569.5	132.8	57.5	19.8	308.5	50.8	33.8	33.8	33.8	33.8
2018 / 08	566.6	131.4	57.4	19.7	307.6	50.6	33.8	566.6	131.4	57.4	19.7	307.6	50.6	566.6	131.4	57.4	19.7	307.6	50.6	33.8	33.8	33.8	33.8
2018 / 09	541.1	137.7	56.1	19.1	278.1	50.1	33.6	541.1	137.7	56.1	19.1	278.1	50.1	541.1	137.7	56.1	19.1	278.1	50.1	33.6	33.6	33.6	33.6
2018 / 10	498.8	95.9	54.3	19.2	279.4	50.1	33.3	498.8	95.9	54.3	19.2	279.4	50.1	498.8	95.9	54.3	19.2	279.4	50.1	33.3	33.3	33.3	33.3
2018 / 11	504.3	95.4	51.5	18.9	289.2	49.3	33.3	504.3	95.4	51.5	18.9	289.2	49.3	504.3	95.4	51.5	18.9	289.2	49.3	33.3	33.3	33.3	33.3
2018 / 12	484.6	83.0	50.2	18.3	285.4	47.7	32.4	484.6	83.0	50.2	18.3	285.4	47.7	484.6	83.0	50.2	18.3	285.4	47.7	32.4	32.4	32.4	32.4
2016 / 12	67,552.2	1,146.8	1,574.7	4,564.6	56,356.4	3,909.7	275.1	67,552.2	1,146.8	1,574.7	4,564.6	56,356.4	3,909.7	67,552.2	1,146.8	1,574.7	4,564.6	56,356.4	3,909.7	574.1	275.1	275.1	
2017 / 12	67,893.0	797.2	1,854.3	4,539.2	56,869.5	3,832.8	214.9	67,893.0	797.2	1,854.3	4,539.2	56,869.5	3,832.8	67,893.0	797.2	1,854.3	4,539.2	56,869.5	3,832.8	608.7	214.9	214.9	
2018 / 12	64,533.5	707.1	1,721.9	4,528.1	53,406.1	4,170.3	171.0	64,533.5	707.1	1,721.9	4,528.1	53,406.1	4,170.3	64,533.5	707.1	1,721.9	4,528.1	53,406.1	4,170.3	649.0	171.0	171.0	
2018 / 07	65,626.6	878.9	1,700.4	4,734.2	54,434.9	3,878.2	181.7	65,626.6	878.9	1,700.4	4,734.2	54,434.9	3,878.2	65,626.6	878.9	1,700.4	4,734.2	54,434.9	3,878.2	624.7	181.7	181.7	
2018 / 08	66,072.4	877.3	1,798.0	4,530.5	54,843.2	4,023.3	184.7	66,072.4	877.3	1,798.0	4,530.5	54,843.2	4,023.3	66,072.4	877.3	1,798.0	4,530.5	54,843.2	4,023.3	619.6	184.7	184.7	
2018 / 09	65,957.6	866.5	1,723.8	4,531.9	54,705.2	4,130.1	182.6	65,957.6	866.5	1,723.8	4,531.9	54,705.2	4,130.1	65,957.6	866.5	1,723.8	4,531.9	54,705.2	4,130.1	668.8	182.6	182.6	
2018 / 10	65,137.5	751.9	1,742.1	4,522.0	54,112.1	4,009.3	177.3	65,137.5	751.9	1,742.1	4,522.0	54,112.1	4,009.3	65,137.5	751.9	1,742.1	4,522.0	54,112.1	4,009.3	679.4	177.3	177.3	
2018 / 11	64,857.6	714.6	1,766.4	4,464.3	53,824.4	4,087.9	176.2	64,857.6	714.6	1,766.4	4,464.3	53,824.4	4,087.9	64,857.6	714.6	1,766.4	4,464.3	53,824.4	4,087.9	646.5	176.2	176.2	
2018 / 12	64,533.5	707.1	1,721.9	4,528.1	53,406.1	4,170.3	171.0	64,533.5	707.1	1,721.9	4,528.1	53,406.1	4,170.3	64,533.5	707.1	1,721.9	4,528.1	53,406.1	4,170.3	649.0	171.0	171.0	

Burimi: Banka e Shqipërisë

* Të dhënat e huave përfshijnë interesat e përfituarit.

* Source: Bank of Albania.

* Data on loans include accrued interests.



LOANS BY DISTRICTS 1-15
IN MILLIONS ALL, END OF PERIOD

1-15 HUATË SIPAS RRETHEVE
NË MILIONË LEKË, FUND PERIUDHE

	Totali i kredës / Total loans (2+3+4+5+6+7+8+9+10)									
	1	2	3	4	5	6	7	8	9	10
	Tiranë / Tirana	Durrës / Durrës	Elbasan / Elbasan	Shkodër / Shkodra	Korçë / Korca	Vlorë / Vloia	Fier / Fier	Lezhë / Lezha	Të tjera / Other	
2016 / IV	398,447.6	38,702.4	14,846.5	11,097.3	7,589.7	12,362.0	13,753.0	6,178.6	40,477.3	
2017 / IV	406,412.0	37,159.1	14,280.8	11,308.1	8,168.5	11,869.5	12,027.4	5,898.8	40,029.9	
2018 / IV	390,852.0	39,349.1	13,659.7	10,551.1	8,101.0	11,478.7	10,210.5	5,831.7	41,051.0	
2018 / I	402,053.1	38,668.3	14,817.7	10,967.5	8,083.1	11,839.1	11,740.4	5,905.0	40,011.3	
2018 / II	394,630.3	39,935.8	14,550.8	10,991.5	8,275.7	11,846.5	12,090.3	5,866.9	40,522.3	
2018 / III	396,723.3	39,762.3	13,939.7	10,541.2	8,309.6	11,865.4	11,568.5	5,990.4	40,609.9	
2018 / IV	390,852.0	39,349.1	13,659.7	10,551.1	8,101.0	11,478.7	10,210.5	5,831.7	41,051.0	

Burimi: Banka e Shqipërisë

1) Të dhënat e kredës nuk përfshijnë interesat e pëllëgëruar.

Source: Bank of Albania.
1) Data on loans do not include accrued interest.



BANK OF ALBANIA KEY INTEREST RATES* 1-16
IN PERCENTAGE1-16 NORMAT BAZË TË INTERESIT TË BANKËS SË SHQIPËRISË*
NË PËRQINDJE

	Depozita njëditore / Overnight deposit		Marrëveshje ritërishtje njëjavore / Weekly repurchase agreement		Kredita njëditore / Overnight credit		Kredita për mbështetje me likuiditet** / Liquidity supporting loan**	
	Vlera / Level	Ndryshimi / Change	Vlera / Level	Ndryshimi / Change	Vlera / Level	Ndryshimi / Change	Vlera / Level	Ndryshimi / Change
	1	2	3	4	5	6	7	8
2004	29/04	3.25	0.00	0.00	8.75	0.00	12.25	0.00
	12/05	3.00	-0.25	6.00	-0.25	8.50	12.00	-0.25
	24/06	2.75	-0.25	5.75	-0.25	8.25	11.75	-0.25
	28/07	2.50	-0.25	5.50	-0.25	8.00	11.50	-0.25
	04/11	2.25	-0.25	5.25	-0.25	7.75	11.25	-0.25
2005	31/03	2.00	-0.25	5.00	-0.25	7.50	11.00	-0.25
	27/07	3.25	1.25	5.00	0.00	6.75	11.00	0.00
2006	12/07	3.50	0.25	5.25	0.25	7.00	11.25	0.25
	30/11	3.75	0.25	5.50	0.25	7.25	11.50	0.25
2007	28/06	4.00	0.25	5.75	0.25	7.50	11.75	0.25
	27/09	4.25	0.25	6.00	0.25	7.75	12.00	0.25
	30/11	4.50	0.25	6.25	0.25	8.00	12.25	0.25
2008	24/12	4.50	0.00	6.25	0.00	7.00	12.25	0.00
2009	28/01	4.50	0.00	6.25	0.00	7.00	12.25	0.00
	29/01	4.00	-0.50	5.75	-0.50	6.50	11.75	-0.50
	28/10	3.50	-0.50	5.25	-0.50	6.00	11.25	-0.50
2010	29/07	3.25	-0.25	5.00	-0.25	5.75	11.00	-0.25
2011	03/01	3.25	0.00	5.00	0.00	6.75	11.00	0.00
	24/03	3.50	0.25	5.25	0.25	7.00	11.25	0.25
	30/09	3.25	-0.25	5.00	-0.25	6.75	11.00	-0.25
	01/12	3.00	-0.25	4.75	-0.25	6.50	10.75	-0.25
2012	26/01	2.75	-0.25	4.50	-0.25	6.25	10.50	-0.25
	29/03	2.50	-0.25	4.25	-0.25	6.00	10.25	-0.25
	10/05	2.50	0.00	4.25	0.00	6.00	8.25	-0.20
	25/07	2.25	-0.25	4.00	-0.25	5.75	8.00	-0.25
2013	31/01	2.00	-0.25	3.75	-0.25	5.50	7.75	-0.25
	01/08	1.75	-0.25	3.50	-0.25	5.25	7.50	-0.25
	02/12	1.50	-0.25	3.25	-0.25	5.00	7.25	-0.25
	16/12	1.25	-0.25	3.00	-0.25	4.75	7.00	-0.25
2014	27/02	1.00	-0.25	2.75	-0.25	4.50	6.75	-0.25
	02/06	0.75	-0.25	2.50	-0.25	4.25	6.50	-0.25
	27/11	0.50	-0.25	2.25	-0.25	4.00	6.25	-0.25
2015	29/01	0.25	-0.25	2.00	-0.25	3.75	6.00	-0.25
	05/11	0.00	-0.25	1.75	-0.25	3.50	5.75	-0.25
2016	06/04	0.25	0.25	1.50	0.25	2.75	5.50	0.25
	05/05	0.25	0.00	1.25	-0.25	2.25	5.25	-0.25
2018	06/06	0.10	-0.15	1.00	-0.25	1.90	5.00	-0.25

Burimi: Banka e Shqipërisë

*Tabela paraqet ndryshimin e normave bazë të interesit sipas vendimit të politikës monetare.

** Me hyrjen në fuqi të vendimit nr. 16 datë 13.03.2012, për miratimin e rregullorës "Për kordinë për mbështetje me likuiditet",

instrumenti "Kredita lombard" do të pasohet nga "Kredita për mbështetje me likuiditet".

* The table presents the change of key interest rates according to the monetary policy decisions on interest rates.

** Upon the entry into force of Decision No. 16, dated 13 March 2012, on the approval of the Regulation "On the liquidity supporting loan", the instrument "lombard loan" will be followed by the "liquidity supporting loan".

Source: Bank of Albania



1-17 NORMAT E INTERESIT PËR DEPOZITAT E REJA TË KORPORATAVE JO-FINANCIARE, INDIVIDËVE DHE INSTITUCIONEVE JO ME QËLLIM FITIMI GË U SHËRBEJNË INDIVIDËVE SIPAS MONEDHAVE NË PËRQINDJE

"INTEREST RATES ON NEW DEPOSITS OF NONFINANCIAL CORPORATIONS, HOUSEHOLDS AND NPISH BY CURRENCY * 1-17" IN PERCENTAGE

	Në lekë / In ALL						
	Llogarit rrethëshe / Current accounts	Depozita pa afat / Demand deposits	1 mujore / 1 months	3 mujore / 3 months	6 mujore / 6 months	12 mujore / 12 months	24 mujore / 24 months
2016	0.04	0.36	0.40	0.35	0.68	0.80	1.76
2017	0.10	0.28	0.86	0.28	0.65	0.75	1.48
2018	0.09	0.26	0.76	0.28	0.59	0.73	1.55
2018 / 07	0.08	0.26	0.80	0.30	0.49	0.71	1.59
2018 / 08	0.08	0.23	0.59	0.28	0.60	0.56	1.43
2018 / 09	0.09	0.29	0.67	0.29	0.49	0.64	1.56
2018 / 10	0.09	0.30	0.77	0.28	0.45	0.77	1.48
2018 / 11	0.09	0.23	0.83	0.32	0.70	0.73	1.45
2018 / 12	0.10	0.29	0.62	0.30	0.56	0.75	1.48
	Në dollarë amerikanë / In USD						
2016	0.02	0.13	0.23	0.15	0.31	0.45	0.73
2017	0.01	0.13	0.23	0.12	0.29	0.39	0.83
2018	0.01	0.15	0.44	0.18	0.31	0.54	0.86
2018 / 07	0.01	0.08	0.54	0.10	0.26	0.46	1.08
2018 / 08	0.01	0.17	0.50	0.20	0.32	0.46	1.17
2018 / 09	0.01	0.18	0.51	0.23	0.23	0.55	0.97
2018 / 10	0.01	0.18	0.53	0.10	0.26	0.66	1.35
2018 / 11	0.01	0.12	0.43	0.13	0.21	0.62	0.48
2018 / 12	0.01	0.14	0.46	0.13	0.20	0.56	1.26
	Në Euro / In EUR						
2016	0.04	0.11	0.09	0.06	0.12	0.19	0.56
2017	0.04	0.07	0.13	0.05	0.09	0.15	0.44
2018	0.02	0.06	0.06	0.05	0.07	0.12	0.36
2018 / 07	0.02	0.06	0.05	0.06	0.05	0.10	0.29
2018 / 08	0.02	0.06	0.07	0.06	0.05	0.11	0.37
2018 / 09	0.02	0.05	0.06	0.04	0.07	0.13	0.42
2018 / 10	0.02	0.07	0.05	0.03	0.06	0.11	0.46
2018 / 11	0.02	0.05	0.05	0.03	0.05	0.09	0.28
2018 / 12	0.01	0.06	0.05	0.05	0.07	0.13	0.26

Burimi: Banka e Shqipërisë

*Normal vjetore përfaqësojnë normal mesatare të ponderuara mujore, ndërsa normal mujore përfaqësojnë normal mesatare të ponderuara vjetore.

*Yearly data present the annual weighted average rate, while the monthly data present the monthly weighted average rate.



1-18 NORMAT E INTERESIT PËR HUATË E REJA TË KORPORATAVE I OFINANCIARE, INDIVIDIVË DHE INSTITUCIONEVE JO ME QËLLIM FITIMI QË U SHËRBEJNË INDIVIDIVË SIPAS MONEDHAVE* NË PËRQINDJE

INTEREST RATES ON NEW LOANS OF NON-FINANCIAL CORPORATIONS, HOUSEHOLDS AND NPISH BY CURRENCY* 1-18 IN PERCENTAGE

	Në lekë / In ALL				3 - 5 vjet / 3 - 5 years	Mbi 5 vjet / Over 5 years
	Deri në 6 muaj / Up to 6 months	6 muaj - 1 vit / 6 months - 1 year	1-3 vjet / 1-3 years	1-3 vjet / In ALL		
2016	9.52	5.89	8.29	8.04	5.90	5.90
2017	8.18	5.98	7.77	7.64	5.90	5.90
2018	8.11	5.65	7.42	7.28	5.67	5.67
2018 / 07	7.89	6.41	6.64	6.72	5.39	5.39
2018 / 08	8.89	6.15	7.50	6.99	5.96	5.96
2018 / 09	7.16	6.17	7.64	7.59	5.79	5.79
2018 / 10	8.23	4.70	7.35	7.24	5.45	5.45
2018 / 11	7.27	6.20	6.85	7.70	5.83	5.83
2018 / 12	8.16	6.34	6.60	6.97	6.04	6.04
Në dollarë amerikanë / In USD						
2016	4.89	5.43	6.25	7.07	5.45	5.45
2017	5.09	5.92	5.04	4.91	6.59	6.59
2018	5.51	5.30	5.03	5.56	4.42	4.42
2018 / 07	6.10	5.96	15.44	4.50	4.27	4.27
2018 / 08	5.08	5.38	3.75	-	5.00	5.00
2018 / 09	6.60	7.44	3.08	-	6.00	6.00
2018 / 10	4.34	5.09	4.09	6.53	5.00	5.00
2018 / 11	4.20	5.52	5.52	4.50	-	-
2018 / 12	3.85	6.20	4.20	5.00	5.45	5.45
Në Euro / In EUR						
2016	6.09	4.75	4.83	5.09	4.58	4.58
2017	4.54	4.28	4.25	4.53	4.40	4.40
2018	3.92	4.01	4.36	4.58	4.11	4.11
2018 / 07	3.82	4.35	4.35	4.89	4.20	4.20
2018 / 08	2.17	4.19	4.43	5.28	4.40	4.40
2018 / 09	4.05	4.12	5.64	4.46	4.39	4.39
2018 / 10	4.90	3.03	4.12	4.79	4.10	4.10
2018 / 11	4.34	4.61	4.58	3.65	4.24	4.24
2018 / 12	3.50	3.70	4.58	5.11	4.85	4.85

Burimi: Banka e Shqipërisë

*NORMAT VEJORE PËRFAQSËJNË NORMAT MESATARE TË PONDËRUARA VEJORE, ndërsa NORMAT MUJORE PËRFAQSËJNË NORMAT MESATARE TË PONDËRUARA MUJORE.

*Yearly data present the annual weighted average rate, while the monthly data present the monthly weighted average rate.

Source: Bank of Albania.



1-18A NORMAT E INTERESIT PËR HUATË E REJA TË KORPORATIVE JOFINANCIARE
PRIVATE SIPAS QËLLIMIT TË PËRDORIMIT DHE MONEDHËS *
NË PËRQINDJE

INTEREST RATES ON NEW LOANS OF PRIVATE NON-FINANCIAL
CORPORATIONS BY PURPOSE AND CURRENCY * 1-18A
IN PERCENTAGE

	Nivani e interesit e huave të reja për korporata financiare private / Average monthly interest rates of new loans to private non-financial corporations	Ovërdraf / Overdraft	Kapital qarkullues / Working capital	Në lekë / In ALL			Blerje pajisjesh / Machines and appliances	Pasuri të paluajtshme / Real estate	Hua për investime në instrumenta financiare / Loans for investments in financial instruments
				Hua për çelje biznesi / Loans for starting up a business	Hua për çelje biznesi / Loans for starting up a business	Hua për çelje biznesi / Loans for starting up a business			
2016	7.53	8.18	7.02	7.86	6.35	6.48	6.48	-	
2017	6.63	6.99	6.50	6.87	5.77	5.55	5.55	5.80	
2018	6.70	7.19	6.17	6.99	5.67	4.98	4.98	-	
2018 / 07	6.91	7.37	6.34	7.02	5.58	4.73	4.73	-	
2018 / 08	6.77	7.12	6.21	7.01	6.32	5.56	5.56	-	
2018 / 09	6.14	6.26	6.63	7.00	5.32	4.85	4.85	-	
2018 / 10	6.27	6.44	6.40	9.50	5.49	5.09	5.09	-	
2018 / 11	6.43	6.78	5.96	7.01	5.33	4.55	4.55	-	
2018 / 12	6.77	7.27	6.22	7.00	6.42	4.78	4.78	-	
Në dollarë amerikanë / In USD									
2016	5.28	4.87	6.45	6.93	6.79	6.23	6.23	-	
2017	5.36	5.04	7.08	-	5.56	5.94	5.94	-	
2018	5.38	5.37	5.79	-	4.76	5.64	5.64	-	
2018 / 07	6.00	6.12	5.44	-	4.50	-	-	-	
2018 / 08	5.10	5.11	4.23	-	5.00	-	-	-	
2018 / 09	6.81	6.97	3.59	-	6.00	-	-	-	
2018 / 10	4.42	4.40	4.76	-	6.53	-	-	-	
2018 / 11	4.83	4.82	5.50	-	-	-	-	-	
2018 / 12	5.46	4.34	6.82	-	5.00	5.50	5.50	-	
Në Euro / In EUR									
2016	5.07	4.92	5.72	5.63	4.87	5.08	5.08	-	
2017	4.50	4.27	4.46	5.36	4.89	4.49	4.49	5.90	
2018	4.20	3.90	4.77	5.04	4.55	4.11	4.11	4.93	
2018 / 07	4.36	4.24	4.15	5.00	4.71	4.26	4.26	-	
2018 / 08	4.11	3.28	5.97	-	4.80	3.98	3.98	-	
2018 / 09	4.46	3.98	5.18	-	4.19	5.30	5.30	-	
2018 / 10	3.67	3.11	4.20	5.00	4.50	3.99	3.99	-	
2018 / 11	4.15	4.35	4.71	-	3.85	4.29	4.29	-	
2018 / 12	4.41	3.69	4.27	-	5.09	4.63	4.63	-	

Burimi: Banka e Shqipërisë

*Nivani vjetorë përfaqësojnë normal mesatare të përdorura vjetore, ndërsa normal muajorë përfaqësojnë normal mesatare të përdorura mujore.

*Yearly data present the annual weighted average rate, while the monthly data present the monthly weighted average rate.

Source: Bank of Albania.



**1-18B NORMAT E INTERESIT PËR HUATË E REJA TË INDIVIDIVË DHE INSTITUCIONEVE
JO ME QËLLIM FITIMI QË U SHËRBEJNË INDIVIDIVË, SIPAS QËLLIMIT TË PËRDORIMIT DHE MONEDHËS
NË PËRQINDJE**

**INTEREST RATES ON NEW LOANS OF HOUSEHOLDS AND
NPISH BY PURPOSE AND CURRENCY * 1-18B
IN PERCENTAGE**

	Norma e interesit e huave të reja për individë dhe institucionet jo me qëllim fitimi që u shërbejnë individëve / Average monthly interest rates of new loans to households and NPISH	Ovdatit / Overdraft	Mallra jo të qëndrueshëm / Consuming of non durable goods		Mallra të qëndrueshëm / Consuming of durable goods		Hua për blerje banesash / Loans for house purchase	Hua për qëllime të tjera / Loans for other purposes	nga të cilat: për të vetpërcësuarit / of which: self-provided; mortgages without legal status
			Në lekë / In ALL	Në dollarë amerikanë / In USD	Në Euro / In EUR				
2016	7.16	10.50	8.13	8.06	3.90	8.76	7.56		
2017	7.24	11.02	7.98	7.69	4.06	8.96	8.38		
2018	6.97	11.85	7.69	7.72	3.70	9.08	8.68		
2018 / 07	6.97	12.16	7.83	7.15	3.63	10.15	9.87		
2018 / 08	7.15	12.16	7.91	8.08	3.58	8.50	7.80		
2018 / 09	7.07	12.16	7.63	7.82	3.68	8.47	7.65		
2018 / 10	6.70	11.38	7.65	7.23	3.33	9.05	7.80		
2018 / 11	7.05	11.91	7.84	7.48	3.57	9.74	8.82		
2018 / 12	6.88	11.82	7.72	7.56	3.77	7.80	7.39		
Në dollarë amerikanë / In USD									
2016	4.93	5.69	4.21	3.48	5.33	5.50	-		
2017	5.28	7.19	4.07	3.14	4.59	7.00	-		
2018	6.05	6.62	3.29	2.75	4.78	-	-		
2018 / 07	6.05	6.37	4.43	-	-	-	-		
2018 / 08	6.25	6.29	5.15	-	-	-	-		
2018 / 09	6.08	6.08	5.54	-	-	-	-		
2018 / 10	6.54	6.99	3.00	-	-	-	-		
2018 / 11	5.92	6.61	4.85	-	4.50	-	-		
2018 / 12	6.40	6.45	4.82	-	-	-	-		
Në Euro / In EUR									
2016	4.23	7.14	4.82	4.66	3.49	5.41	5.36		
2017	3.83	6.94	3.96	4.74	3.18	5.52	5.09		
2018	3.78	9.27	2.84	4.21	3.10	5.44	5.17		
2018 / 07	3.75	6.90	2.93	4.00	3.18	4.37	3.20		
2018 / 08	3.89	12.64	3.95	3.82	2.88	6.76	6.89		
2018 / 09	3.79	9.43	2.16	3.60	2.99	5.15	5.88		
2018 / 10	4.27	10.92	2.84	4.38	3.73	6.02	-		
2018 / 11	4.12	7.77	2.67	4.81	3.43	5.39	6.00		
2018 / 12	4.03	9.68	2.98	4.63	3.28	5.30	3.94		

Burimi: Banka e Shqipërisë

* Normat vjetore përfaqësojnë normat mesatare të pondeuara vjetore, ndërsa normat mujore përfaqësojnë normat mesatare të pondeuara mujore. * Yearly data present the annual weighted average rates, while the monthly data present the monthly weighted average rate.



1-19 NORMAT E INTERESIT PËR BONOT E
THESARIT SIPAS AFATIT'
NË PËRQINDJE

MATURITY BREAKDOWN OF TREASURY
BILLS YIELDS' 1-19
IN PERCENTAGE

	Normat e interesit për bonot e thesarit / Maturity breakdown of Treasury bill yields		
	3 mujor / 3 months	6 mujor / 6 months	12 mujor / 12 months
2009 / 12	6.30	7.52	9.14
2010 / 12	5.29	6.41	7.09
2011 / 12	5.31	6.23	6.95
2012 / 12	5.03	5.65	6.37
2013 / 12	3.40	3.54	3.66
2014 / 12	3.15	3.16	3.33
2015 / 01	3.23	3.23	3.50
2015 / 02	3.19	3.23	3.58
2015 / 03	3.11	3.25	3.59
2015 / 04	3.00	3.14	3.50
2015 / 05	2.90	3.11	3.42
2015 / 06	2.79	3.04	3.29
2015 / 07	2.71	2.97	3.24
2015 / 08	2.66	2.90	3.22
2015 / 09	2.61	2.87	3.21
2015 / 10	2.57	2.82	3.18
2015 / 11	-	2.82	2.97
2015 / 12	-	2.46	2.40
2016 / 01	1.45	1.99	2.10
2016 / 02	-	1.36	1.78
2016 / 03	-	1.26	1.63
2016 / 04	0.90	1.15	1.52
2016 / 05	-	0.99	1.35
2016 / 06	-	0.95	1.28
2016 / 07	0.88	0.94	1.29
2016 / 08	-	0.86	1.46
2016 / 09	-	0.90	1.60
2016 / 10	1.22	0.90	1.94
2016 / 11	-	1.57	2.47
2016 / 12	-	2.00	2.92
2017 / 01	1.22	2.25	3.20
2017 / 02	-	2.01	2.93
2017 / 03	-	1.70	2.25
2017 / 04	-	1.52	1.79
2017 / 05	-	1.54	1.98
2017 / 06	-	-	2.04
2017 / 07	-	1.54	2.12
2017 / 08	-	1.65	2.20
2017 / 09	-	-	2.31
2017 / 10	-	1.82	2.46
2017 / 11	-	2.04	2.54
2017 / 12	-	-	2.63
2018 / 01	1.31	-	2.71
2018 / 02	-	2.04	2.62
2018 / 03	-	-	2.51
2018 / 04	-	1.84	2.36
2018 / 05	-	1.92	2.26
2018 / 06	-	-	2.07
2018 / 07	-	-	1.82
2018 / 08	-	1.36	1.68
2018 / 09	-	-	1.67
2018 / 10	-	1.34	1.65
2018 / 11	-	-	1.54
2018 / 12	-	-	1.43

Burimi: Banka e Shqipërisë

*) Përfaqësojnë normat mesatare të ponderuara të periudhës.

Source: Bank of Albania.

*) Weighted average interest rates.



1-20 STATISTIKA TË SISTEMIT TË PAGESAVE

PAYMENT SYSTEMS STATISTICS 1-20

	Volumi i transaksioneve / Volume of transactions		Vlera e transaksioneve (në milionë lekë) / Value of transactions (in millions ALL)	
	AIPS	AECH	AIPS	AECH
	1	2	3	4
Totali i periudhës / Total of period				
2016	122,550	508,935	7,676,910	90,137
2017	125,641	553,433	8,472,615	97,779
2018	126,038	632,923	9,141,173	108,682
Flukse mujore / Monthly flows				
2018 / 07	10,795	54,664	1,041,067	9,390
2018 / 08	11,267	48,623	948,668	8,754
2018 / 09	10,264	49,923	818,324	8,538
2018 / 10	11,470	60,224	881,824	10,125
2018 / 11	8,808	52,746	791,311	9,097
2018 / 12	10,965	74,669	926,844	12,783

1-21 SHPËRNDARJA RAJONALE E TERMINALEVE TË BANKAVE ATM & POS *
FUND PERIUDHEATM & POS BANK TERMINALS' DISTRIBUTION
OF BY REGIONS* 1-21
END OF PERIOD

	Shpërndarja rajonale e ATM / Number of ATM by regions						
	Total (2+3+4+5+6+7)	Tirana	Shkodra	Korça	Gjirokastra	Elbasani	Lushnja
	1	2	3	4	5	6	7
2015	826	469	93	54	53	44	113
2016	800	472	78	68	45	36	101
2017	747	456	75	59	42	32	83
Shpërndarja rajonale e terminaleve POS / Number of POS terminals by regions							
2015	6,689	5,331	320	146	211	222	459
2016	7,111	5,823	343	180	241	164	360
2017	7,294	6,269	320	138	173	137	257

1-22 NUMRI I LLOGARIVE TË KLIENTËVE NË BANKA *
FUND PERIUDHENUMBER OF CUSTOMERS ACCOUNTS WITH BANKS* 1-22
END OF PERIOD

	Llogaritë totale / Total accounts (2+5)		Llogari rezidente / Resident accounts		Llogari jo rezidente / Non resident accounts (6+7)	
	1	2	Individë / Individuals (3+4)	Kompani / Companies	6	7
			3	4		
2016	3,477,985	3,449,267	3,238,440	210,827	28,718	2,564
2017	3,141,739	3,109,886	2,922,314	187,572	31,853	1,808
2018	3,115,421	3,081,286	2,892,461	188,825	34,135	1,758

Burimi: Banka e Shqipërisë

** Raportimet e bankave sipas "Metodologjisë për raportimin e instrumenteve të pagesave(2008)" e rishikuar në Janar të vitit 2014"
Të dhënat nuk janë audituar nga Banka e Shqipërisë

Source: Bank of Albania.

** Banks reports according to "Methodology for reporting payments instruments (2008)" revised in January 2014"
* Data are not audited by the Bank of Albania

**EXTERNAL SECTOR 2.
BALANCE OF PAYMENTS 2-1*
IN MILLION EURO**

**2. SEKTORI I JASHEM
2-1 BILANCI I PAGESAVE*
NË MILIONË EURO**

	1	2	3	4	5	6	7	8	9	10	11	12	13	14
	Llogaria korrente / Current account (2+5+8+11)	Mallrat / Goods (3+4)	Kredi / Credit	Debi / Debit	Shërbimet / Services (6+7)	Kredi / Credit	Debi / Debit	Të ardhura primare / Primary income (9-10)	Kredi / Credit	Debi / Debit	Të ardhura dytësore / Secondary income (12-13)	Kredi / Credit	Debi / Debit	Llogaria kapitale / Capital account
2015	-883.6	-2298.9	771.1	3070.1	524.7	2028.0	1503.3	122.2	375.7	253.5	768.4	921.5	153.1	125.7
2016	-811.7	-2602.8	713.7	3316.5	796.6	2395.7	1599.1	174.1	408.7	234.6	820.5	961.2	140.7	66.2
2017	-866.0	-2824.2	797.1	3621.2	1081.8	2856.2	1774.3	28.7	407.4	378.8	847.7	961.8	114.1	122.3
2017 / IV	-309.9	-787.7	215.6	1003.3	217.5	660.0	442.5	7.1	98.4	91.2	253.1	284.7	31.6	42.9
2018 / I	-170.7	-614.7	218.4	833.0	254.5	621.7	367.1	-13.4	73.5	86.8	202.8	224.4	21.6	18.3
2018 / II	-176.3	-684.3	277.8	962.1	255.4	744.3	488.9	13.7	125.4	111.7	238.9	260.5	21.6	21.2
2018 / III	-146.4	-740.6	234.9	975.5	379.9	1004.0	624.1	-18.4	96.1	114.6	232.8	253.9	21.2	22.9

	Llogaria financiare / Financial account (16+19+22+28)				Investimet direkte / Direct investment (17-18)				Mjete / Assets				Detyrime / Liabilities				Investime portofoli / Portfolio investment (20-21)				Mjete / Assets				Detyrime / Liabilities				Investime të tjera* / Other investment* (23-24)				Mjete / Assets				Detyrime** / Liabilities**				Gabime dhe harrresa neto / Net errors and omissions				Mjete e rezervës dhe të lidhura me to / Reserve assets and related items (27-28)				Mjete e rezervës nga FMN / Credit and loans from the IMF			
	15	16	17	18	19	20	21	22	23	24	25	26	27	28	29	30	31	32	33	34	35	36	37	38	39	40	41	42	43	44	45	46	47	48	49	50																
2015	-1225.3	-818.4	71.9	890.4	-230.1	-180.6	49.5	-86.8	216.2	303.0	142.2	519.6	609.5	89.9																																						
2016	-664.2	-936.5	6.1	942.5	225.2	206.5	-18.8	187.4	201.5	14.0	128.9	-92.8	47.7	140.4																																						
2017	-1115.3	-993.8	-94.0	899.9	-100.0	-99.4	0.6	49.0	239.4	190.4	-186.3	114.9	185.4	70.5																																						
2017 / IV	-420.7	-221.3	-0.3	221.0	27.9	31.5	3.6	-22.4	-104.4	123.0	61.7	215.5	215.4	-0.1																																						
2018 / I	-145.5	-291.0	-10.0	281.0	3.5	5.3	1.8	141.4	154.6	13.2	-135.5	-141.8	-142.4	-0.6																																						
2018 / II	-285.2	-222.6	-11.8	210.8	110.6	111.9	1.3	-173.3	-79.2	94.2	-45.0	85.3	85.1	-0.1																																						
2018 / III	-165.9	-268.5	-2.5	266.0	13.1	2.9	-10.2	89.0	49.5	-39.4	112.4	155.4	154.8	-0.5																																						

Source: Bank of Albania.

* Other investment (22) include financial derivatives.

** Excluding Credit and Loans from the IMF 28.

1) Janë rishikuar të dhënat e gjatshëmjuarit të parë 2018.



2-2 KURSET E KËMBIMIT TË LEKUT KUNDREJT MONEDHAVE KRYESORE LEKË PËR NJËSI TË MONEDHËS SË HUAJ

EXCHANGE RATE 2-2 ALL PER UNIT OF FOREIGN CURRENCIES

Monedhat kryesore / Main foreign currencies	Mesataria e periudhës / Average of period											
	Fundit i periudhës / End of period						Fundit i periudhës / End of period					
	1	2	3	4	5	6	7	8	9	10	11	12
Dollari amerikan / US dollar (USD)	Dollari amerikan / US dollar (USD)	Monedha evropiane / European currency (EUR)	Poundi britanik / British pound sterling (GBP)	Franga zvicerane / Swiss franc (CHF)	Jeni Japonez / Japanese yen (per 100 JPY)	Dollari Kanadez / Canadian dollar (CAD)	Dollari amerikan / US dollar (USD)	Monedha evropiane / European currency (EUR)	Poundi britanik / British pound sterling (GBP)	Franga zvicerane / Swiss franc (CHF)	Jeni Japonez / Japanese yen (per 100 JPY)	Dollari Kanadez / Canadian dollar (CAD)
2016	124.14	137.36	168.17	126.02	114.41	93.68	128.17	135.23	157.56	126.05	109.75	95.09
2017	119.10	134.15	153.20	120.91	106.18	91.74	111.10	132.95	149.95	113.94	98.74	88.64
2018	107.99	127.59	144.21	110.48	97.83	83.40	107.82	123.42	137.42	109.60	98.00	79.22
2018 / 07	107.73	125.86	141.85	108.31	96.65	81.96	107.27	125.76	141.15	108.59	96.22	82.26
2018 / 08	108.83	125.66	140.13	110.10	97.98	83.46	108.19	126.27	140.67	111.91	97.66	83.15
2018 / 09	108.42	126.47	141.61	112.07	96.84	83.19	108.75	126.29	141.98	111.44	95.83	83.57
2018 / 10	108.99	125.21	141.81	109.72	96.61	83.82	110.25	124.94	140.43	109.64	97.45	83.94
2018 / 11	109.64	124.62	141.61	109.46	96.80	83.21	109.85	124.33	140.12	109.92	96.71	82.89
2018 / 12	108.43	123.45	137.42	109.31	96.64	80.73	107.82	123.42	137.42	109.60	98.00	79.22

Burimi: Banka e Shqipërisë

Source: Bank of Albania.

2-3 EKSPORTI SIPAS GRUP MALLRAVE* NË MILIONË LEKË

EXPORT BY COMMODITY GROUPS* 2-3 IN MILLIONS ALL

Monedhat kryesore / Main foreign currencies	Mesataria e periudhës / Average of period											
	Fundit i periudhës / End of period						Fundit i periudhës / End of period					
	1	2	3	4	5	6	7	8	9	10	11	12
Gjithësi / Total (2+3+4+5+6+7+8+9+10)	Gjithësi / Total (2+3+4+5+6+7+8+9+10)	Ushqim, pije dhe / Food, beverages, tobacco	Minerale, lëndë djegëse, energji elektrike / Minerals, fuels, electricity	Produkte kimike dhe plastike / Chemical and plastic products	Lëkurë dhe artikuj / Leather and other articles	Prodhime druri dhe letre / Wood and articles of paper	Tekstile dhe këpucë / Textile and footwear	Materiale ndërtimi dhe metale / Construction materials and metals	Mekineri, pajisje dhe pjesë këmbë / Machinery, equipments and spare parts	Të tjera / Others	Jeni Japonez / Japanese yen (per 100 JPY)	Dollari Kanadez / Canadian dollar (CAD)
2016	243,496.9	25,347.0	46,562.9	4,358.0	2,596.5	7,764.2	106,607.7	31,890.8	11,272.3	7,097.5	109.75	95.09
2017	272,987.9	30,080.5	43,087.9	4,731.7	2,966.0	8,308.6	117,388.7	43,802.4	15,078.9	7,543.3	98.74	88.64
2018	310,397.2	32,320.4	56,397.5	6,190.8	2,727.4	9,627.0	123,719.8	53,191.3	18,001.2	8,221.7	98.00	79.22
2018 / 07	26,772.8	2,337.4	3,793.6	457.7	280.1	779.6	12,075.8	4,697.5	1,614.0	737.2	96.22	82.26
2018 / 08	20,448.9	1,762.6	5,405.4	444.0	118.8	544.7	6,732.2	3,736.7	1,118.8	585.5	97.66	83.15
2018 / 09	26,212.7	2,552.8	4,092.5	901.1	228.9	851.1	10,879.0	4,628.4	1,441.8	637.2	95.83	83.57
2018 / 10	30,111.4	3,933.7	5,515.8	584.5	204.2	994.2	10,820.9	4,915.0	2,413.7	729.3	97.45	83.94
2018 / 11	27,179.3	3,470.4	3,676.1	564.0	178.7	1,440.5	11,019.2	4,517.6	1,601.2	711.8	96.71	82.89
2018 / 12	21,640.7	2,594.7	3,140.8	459.2	199.1	728.0	8,878.9	3,594.6	1,390.4	655.0	98.00	79.22

Burimi: INSTAT.

* Eksportet janë në vlerën F.O.B.

* Exports are valued in F.O.B.

* Të dhënat vjetore sipas tabelës "Tregtia e jashtme sipas produkteve [2014-2018]" në faqen e internetit të INSTAT.

* Annual data as of table "Foreign trade according to the products [2014-2018], INSTAT web page.

* Të dhënat mujore sipas "Databaza Statistike" tabela "Import / Eksport sipas grupmallrave 2005:01 - 2019:01"

* Monthly data as of "Statistical Database", table "Import / Export by group of commodities 2005:01 - 2019:01",

* në faqen e internetit të INSTAT, datë 18.02.2019.

* INSTAT web page on 18.02.2019.



2-4 IMPORTI SIPAS GRUP MALLRAVE* NË MILIONË LËKË

IMPORT BY COMMODITY GROUPS* 2-4 IN MILLIONS ALL

	1	2	3	4	5	6	7	8	9	10
	Cjithësi / Total (2+3+4+5+6+7+8+9+10)	Ushqim, pije duhan / Food, beverages, tobacco	Minerales, lëndë djegëse, ener. elek./ Minerals, fuels, electricity	Produkte kimike dhe plastike / Chemical and plastic products	lëkurë dhe artikuj prej lëkure / Leather and oth- er leather manufactures	Prodhime druri dhe letre / Wood manufactures and articles of paper	Tekstila dhe këpucë / Textile and footwear	Materiale ndërtimi dhe metale / Construction materials and metals	Makinëri, pajisje dhe pjesë këmbimi / Machines, equipments and spare parts	Ëtje / Others
2016	579,247.8	100,364.9	49,841.6	80,008.0	17,378.4	23,356.7	79,970.8	76,002.0	130,953.5	21,372.0
2017	626,185.8	106,737.8	65,962.6	86,887.2	18,982.9	23,691.6	87,122.9	76,624.2	134,060.1	26,116.6
2018	641,405.3	106,493.9	68,383.4	87,736.4	18,895.3	25,153.5	88,218.8	78,387.1	142,318.3	25,818.6
2018 / 07	58,205.6	9,700.3	5,556.0	8,067.3	1,622.3	2,424.4	7,528.3	7,833.8	13,164.9	2,308.2
2018 / 08	48,249.0	10,066.9	5,523.2	6,806.2	809.2	2,263.7	4,819.2	5,739.5	9,957.3	2,263.9
2018 / 09	51,015.4	8,819.9	5,249.4	6,753.9	1,504.6	1,972.1	7,525.6	6,586.0	10,861.7	1,742.2
2018 / 10	58,233.0	8,762.3	5,947.6	7,784.4	1,801.6	2,544.7	8,684.5	7,280.9	12,976.8	2,450.4
2018 / 11	56,145.7	7,890.8	7,401.5	6,819.0	1,614.0	2,144.2	8,097.0	6,367.3	13,484.2	2,327.7
2018 / 12	60,071.3	9,572.5	7,762.0	8,130.2	1,488.0	2,053.2	7,515.7	7,087.8	13,657.0	2,804.8

Burimi: INSTAT.

* Importet janë në vlerën C.I.F.

Ëtjetë dhënat vjetore sipas tabelës "Tregtia e jashtme sipas produkteve [2014-2018]" në faqen e internetit të INSTAT.

Ëtjetë dhënat mujore sipas "Datazave Statistike" tabela "Import / Export sipas grupmallrave 2005-01 - 2019-01"

në faqen e internetit të INSTAT, datë 18.02.2019.

* Importet janë në vlerën C.I.F.

Ëtjetë dhënat vjetore sipas tabelës "Tregtia e jashtme sipas produkteve [2014-2018]" në faqen e internetit të INSTAT.

Ëtjetë dhënat mujore sipas "Datazave Statistike" tabela "Import / Export by group of commodities 2005-01 - 2019-01"

në faqen e internetit të INSTAT, datë 18.02.2019.

2-5 BORXHI I JASHTËM BRUTO NË MILIONË EURO

GROSS EXTERNAL DEBT 2-5 IN MILLIONSEUR

	Borxhi i jashtëm bruto / Gross external debt (2+5+8+11+14)		Qeveria e përgjithshme / General Government (3+4)		Banka Gjendore / Central Bank (6+7)		Ataigjale / Long- term		Ataigjale / Short-term		Korporata Depozituese, me përjashtim të Bankës Gjendore / Depositing corporations, except Central Bank (9+10)		Sektore të tjerë / Other sec- tors (12+13)		Ataigjale / Long-term		Ataigjale / Short-term		Investimi Direkt Huatë Në kompani / Direct Investment: Inter- company lending	
	1	2	3	4	5	6	7	8	9	10	11	12	13	14						
2015	7,634.3	3,260.4	-	3,260.4	75.8	-	75.8	1,281.5	1,126.8	154.7	1,275.7	328.3	947.4	1,741.0						
2016	7,881.5	3,401.0	-	3,401.0	63.3	-	63.3	1,349.9	1,220.3	129.6	1,276.9	340.5	936.4	1,790.5						
2017*	7,949.4	3,529.1	-	3,529.1	56.8	-	56.8	1,386.2	1,230.5	155.7	1,241.2	350.4	890.8	1,736.2						
2017 / IV	7,949.4	3,529.1	-	3,529.1	56.8	-	56.8	1,386.2	1,230.5	155.7	1,241.2	350.4	890.8	1,736.2						
2018 / I	7,948.5	3,528.1	-	3,528.1	55.8	-	55.8	1,381.0	1,239.2	141.9	1,275.7	375.5	900.1	1,707.9						
2018 / II	8,112.0	3,521.8	-	3,521.8	56.9	-	56.9	1,422.9	1,241.2	181.7	1,400.7	378.2	1,022.4	1,709.7						
2018 / III	8,041.3	3,526.2	-	3,526.2	56.4	-	56.4	1,418.7	1,282.2	136.5	1,346.1	355.7	990.4	1,693.9						

Burimi: Banka e Shqipërisë.

Për detaje referohuni tek "Shprehjet për ndryshimet në statistikat e sektorit të jashtëm sipas BPM6 (Qershor 2014)".

* Janë rishikuar të dhënat për vitin 2017.

For details refer to: "Commentary for changes in the publication of external sector statistics according to BPM6 (June 2014)".

* Data are revised for the year 2017.



3. SEKTORI FISKAL
3-1 TREGUESIT FISKALË SIPAS BUXHETIT TË KONSOLIDUAR *
NË MILIONË LËKË, FUND PERIUDHE, TË DHËNA PROGRESSIVE

FISCAL SECTOR 3.
FISCAL INDICATORS REGARDING CONSOLIDATED BUDGET* 3-1
IN MILLIONS ALL, END OF PERIOD, PROGRESSIVE DATA

	Totali i të ardhurave / Total revenue (2+3+4)		Të ardhura nga ndihmat / Grants		Të ardhura tatimore / Tax revenue		Të ardhura jo tatimore / Non tax revenue		Totali i shpenzimeve / Total expenditure (6+7+8)		Shpenzimet korrente / Current expenditures		Shpenzime kapitale / Capital expenditures		Shpenzime të tjera / Other expenditure**		Deficiti / Cash balance		Financimi i brendshëm / Domestic financing		Financimi i huaj / Foreign financing		
	1	2	3	4	5	6	7	8	9	10	11	12	13	14	15	16	17	18	19	20	21	22	
2016	407,021	14,639	369,884	22,498	433,697	368,720	59,478	5,499.0	433,697	368,720	368,720	368,720	59,478	5,499.0	433,697	368,720	59,478	5,499.0	-26,676	9,176	17,500		
2017	430,397	11,085	398,629	20,683	461,410	382,287	68,455	10,667.3	461,410	382,287	382,287	382,287	68,455	10,667.3	461,410	382,287	68,455	10,667.3	-31,012	1,899	29,113		
2018	449,390	8,072	419,343	21,974	475,910	397,147	78,395	368.0	475,910	397,147	397,147	397,147	78,395	368.0	475,910	397,147	78,395	368.0	-26,520	-6,623	33,142		
2018 / 07	256,036	2,007	239,615	14,414	253,619	218,086	35,534	-	253,619	218,086	218,086	218,086	35,534	-	253,619	218,086	35,534	-	2,417	1,954	-4,371		
2018 / 08	293,800	2,298	275,730	15,771	289,715	250,125	39,589	-	289,715	250,125	250,125	250,125	39,589	-	289,715	250,125	39,589	-	4,085	-871	-3,214		
2018 / 09	329,223	2,729	309,290	17,204	325,988	281,471	44,517	-	325,988	281,471	281,471	281,471	44,517	-	325,988	281,471	44,517	-	3,235	-164	-3,071		
2018 / 10	370,005	4,381	346,618	19,007	368,555	318,437	49,979	139	368,555	318,437	318,437	318,437	49,979	139	368,555	318,437	49,979	139	1,451	-33,582	32,131		
2018 / 11	407,428	5,752	381,262	20,415	408,700	351,008	57,512	180	408,700	351,008	351,008	351,008	57,512	180	408,700	351,008	57,512	180	-1,271	-31,908	33,179		
2018 / 12	449,389	8,072	419,342	21,975	475,910	397,148	78,395	368.0	475,910	397,148	397,148	397,148	78,395	368.0	475,910	397,148	78,395	368.0	-26,521	-6,621	33,142		

Burimi: Ministria e Financave dhe Ekonomisë

* Të dhënat janë sipas publikimeve në faqen e internetit të Ministrisë së Financave dhe Ekonomisë në datën 11.02.2019;

Raportime / Programimi ekonomik-fiskal / Raporte dhe statistika fiskale mujore / Statistika fiskale mujore;

Publikimi "Statistika fiskale janar - Dhjetor 2018" tabelat;

Treguesit fiskale sipas buxhetit të konsoliduar (Vjeorë) në miliard lek

Shtënime:

** Në kolonën "Shpenzime të tjera" janë përfshirë zërat:

- Transferime Kapitale / Fondi Rezervë, Kontingjencë / Detyrimet e Prapambetura / Transferita të Tjera / Fond Shpronësimi / Huadhënie neto
 Janar - Dhjetor 2018, Të dhëna paraprake

* Data as of Ministry of Finance and Economy, web page publications on 11.02.2019;
 Reports / Economic Fiscal program / Monthly reports and fiscal statistics / Monthly fiscal statistics;

Publication: "Fiscal indicators January - December 2018" tables;

** Consolidated general budget (Annual) in billion lek.

Notes:

** In the column "Other expenses" are included voices:
 Capital transfers / Reserve Fund, Contingency / Areas / Other Transfers / Expropriation Fund / Net lending
 January - December 2018, Preliminary data



3-2 STOKU I BORXHIT TË BRENDSHËM SIPAS INSTRUMENTEVE NË MILIONË LËKË, FUND PERIUDHE, TË DHËNA PROGRESSIVE

DOMESTIC DEBT STOCK BY INSTRUMENTS 3-2 IN MILLIONS ALL, END OF PERIOD, PROGRESSIVE DATA

	1	2	3	4	5	6	7	8	Borxhi i garantuar / Publicly guaranteed debt	
									Bono Treguesori / Treasury bills	Obligacione dy vjeçare / 2 years Note
2015	551,374	520,935	223,824	80,983	36,677	90,851	54,927	33,673		30,439
2016	561,120	530,834	209,409	83,674	28,920	98,428	63,232	47,173		30,286
2017	577,056	546,939	195,047	95,474	24,673	103,120	71,669	56,956		30,117
2017 / IV	577,056	546,939	195,047	95,474	24,673	103,120	71,669	56,956		30,117
2018 / I	588,295	558,364	198,172	97,688	24,323	102,688	75,037	60,456		29,931
2018 / II	580,033	564,643	197,829	99,709	22,823	102,681	78,037	63,564		15,390
2018 / III	590,991	575,663	198,162	103,743	21,580	105,577	80,537	66,064		15,328

Burimi: Ministria e Financave dhe Ekonomisë
Të dhënat janë sipas informacionit të publikuar në faqen e internetit të MF&E në 11.02.2019

Raportime / Borxhi / Treguesit e borxhit:
- Buletini statistikor i borxhit, mars 31, 2018
- Buletini statistikor i borxhit, qershor 30, 2018
- Buletini statistikor i borxhit, shtator 30, 2018
Shënime:

1) Nuk përfshihen rivelesimi i valutës dhe garancitë e brendshme

- Borxhi i brendshëm i Qeverisë Qëndrore Buxhetore përfshihet vetëm letra me vlerë të borxhit dhe nuk ka tregd

le marrë në tregun e brendshëm

- Borxhi i brendshëm i garantuar është ataskunjtër

Data are as of MF&E web page information on 11.02.2019

Reports / Debt / Debt Indicators:

- Debt Statistical Bulletin, March 31, 2018

- Debt Statistical Bulletin, June 30, 2018

- Debt Statistical Bulletin, September 30, 2018

Notes:

1) Foreign Exchange Reserve Evaluation and domestic guarantees are not included

"Budgetary Central Government Domestic debt stated in this table comprises only of debt securities and there are no loan

instruments domestically contracted."

- Domestic guaranteed debt is short term



**4. SEKTORI REAL
4-1 PRODHIMI I BRENDSHËM BRUTO SIPAS KLASIFIKIMIT TË AKTIVITETIT EKONOMIK,
(METODA E PRODHIMIT NVE REV 2)
2013 - 2016, ME ÇMIME KORRENTE, NË MILIONË LEKË**

**REAL SECTOR 4.
GROSS DOMESTIC PRODUCT BY ECONOMIC ACTIVITIES, (PRODUCTION
METHOD NACE REV 2) 4-1
2013 - 2016 AT CURRENT PRICES, IN MILLIONS ALL**

Kodi Code	NVE Rev.2 Nace Rev.2	Aktiviteti ekonomik	2013 - 2016				Economic activities
			2013	2014	2015	2016*	
A1	01-03	Bujëria, pyjet dhe peshkimi	264,140	278,924	283,709	293,674	Agriculture, forestry and fishing
A2	05-09	Industria nxjerrëse	66,516	69,784	46,714	35,953	Mining and quarrying
A3	10-33	Industria përpunuese	68,310	74,311	81,347	83,528	Manufacturing
A4	35	Energjia elektrike, gazit, avullit dhe furnizimi me ujë të kondicionuar	27,795	25,850	46,119	50,536	Electricity, gas, steam and air conditioning supply
A5	36-39	Furnizimi me ujë, aktivitetet e trajtimit dhe menaxhimit të mbeturinave, mbejeve	9,841	10,001	10,216	9,852	Water supply, sewerage, waste management and remediation activities
A6	41-43	Ndërtimi	138,878	120,168	127,762	131,863	Construction
A7	45-47	Tregtia me shumicë dhe me pakicë, riparimi i automjeteve dhe motorcaklelave	147,932	154,867	154,110	159,934	Wholesale and retail trade, repair of motor vehicles and motorcycles
A8	49-53	Transporti dhe magazinimi	42,569	41,915	43,771	45,170	Transportation and storage
A9	55-56	Akomodimi dhe shërbimi ushqimor	23,214	24,432	26,198	29,546	Accommodation and food service activities
A10	58-63	Informacioni dhe komunikacioni	37,807	39,015	42,644	45,418	Information and communication
A11	64-66	Aktivitetet financiare dhe të sigurimit	30,359	35,160	38,975	35,776	Financial and insurance activities
A12	68	Aktivitetet të pasurive të paluajtshme	85,843	85,701	85,615	85,839	Real estate activities
A13	69-75	Aktivitetet profesionale, shkencore dhe teknike	29,453	35,977	38,883	39,277	Professional, scientific and technical activities
A14	77-82	Shërbime administrative dhe mbështetëse	29,000	35,064	40,687	46,990	Administrative and support service activities
A15	84	Administrim publik dhe mbrojtja, sigurimi social i detyrueshëm	54,086	57,149	59,269	61,936	Public administration and defence; compulsory social security
A16	85	Arsimimi	60,873	59,788	61,101	59,230	Education
A17	86-88	Shëndetësia dhe aktivitetet e punës sociale	34,984	37,563	38,316	40,410	Human health and social work activities
A18	90-93	Artet, argëtim dhe lojë	11,331	16,636	16,555	16,696	Arts, entertainment and recreation
A19	94-98	Aktivitetet të tjera shërbimi;	14,767	15,537	17,737	22,348	Other service activities
		Vlera e Shtuar Bruto me çmime bazë	1,177,698	1,217,843	1,259,726	1,293,975	GVA at basic prices
		Taksa neto mbi produktet	172,354	177,461	174,580	181,276	Net taxes on products
		PBB ME ÇMIMET E TREGUT	1,350,053	1,395,305	1,434,307	1,475,251	GDP at market prices

Burimi: INSTAT.

Të dhënat janë sipas tabelave në faqen e internetit të INSTAT në datën 11.02.2019.

* Data baza Statistikore / Llogaritë Kombëtare / Treguesit Vjetorë / PBB sipas metodës së

prodhimit / Treguesit sipas aktivitetit ekonomik 2011 - 2016 *

- Llogaritë Kombëtare Vjetore (Metoda e prodhimit). Rezultatet sipas klasifikimit NVE Rev.2, në nivel A 19 (INSTAT).

Shënime:

* 2016 Gjyeshmë-finale

Source: INSTAT.

Data as of INSTAT web page tables on 11.02.2019.

* Statistical Database / National Account / Yearly indicators / GDP by production

approach / Indicators by economic activities 2011 - 2016 *

- Llogaritë Kombëtare Vjetore (Methoda e prodhimit). Results as of NACE Rev 2 classification, at A 19 level (INSTAT).

Notes:

* 2016 Semifinal data.



4-2 INDEKSI I ÇMIMEVE TË PRODHIMIT DHE INDEKSI I KUSHTIMIT
NË NDËRTIM (PËR BANESA)
INDEKS

PRODUCER PRICE INDEX AND CONSTRUCTION COST INDEX
(FOR DWELLINGS) 4-2
INDEX

	Indekset e çmimeve të prodhimit duke përfshirë ndërtimin* / Producer price index, excluding construction *				Indeksi i kushtimit në ndërtim (për banesat) / Construction cost index (for dwellings)	Ndryshimet vjetore të indeksit të kushtimit në ndërtim (për banesat) / Annual changes of the construction cost index (for dwellings) ³	
	1	2	3	4			
2015	100.7	91.6	104.7	99.4	103.3	102.3	0.31
2016	99.3	90.5	103.9	99.0	99.1	102.3	0.03
2017	101.9	103.6	105.8	99.0	99.5	103.0	0.70
2017 / IV	102.8	108.3	106.1	99.0	100.3	103.2	0.44
2018 / I	103.3	111.1	105.3	100.3	101.5	103.4	0.51
2018 / II	103.5	117.3	104.6	99.8	102.0	103.5	0.50
2018 / III	104.0	120.2	104.5	100.4	101.7	103.6	0.53

Burimi: INSTAT.
 * Indeksi i Çmimeve të Prodhimit, llogaritur nga INSTAT, është mbështetur në Nomenclaturën e Aktiviteteve Ekonomike, NIVE Rev 2, me periudhë referuese 2010=100
 -Të dhënat tremujore të ICP sipas publikimit "Indeksi i Çmimeve të Prodhimit", INSTAT.
 -INSTAT publikon Indeksin e çmimeve të prodhimit (ICP) mbështetur në NIVE Rev 2. (ICP është indeks me periudhë bazë vitin 2010 (2010=100). Metoda e llogaritjes së indeksit është meloda zinxhir. (INSTAT).
 1) Të dhënat vjetore të ICP përfaqësojnë indekse mesatare vjetore.
 2) Duke filluar nga T1 2011, INSTAT llogarit IKN (për banesat), me shpirtorën e re të materialeve dhe shpenzimeve dhe me periudhë bazë T1, 2011=100.
 3) Ndryshimi për të dhënat vjetore përfaqëson ndryshimin e çmimit të ndërkohshme mesatare vjetore të vitit korrent me vitin e mëparshëm, ndryshimi vjetor për të dhënat tremujore të indeksit mat ndryshimin e çmimit të tremujorit korrent me tremujorit e njëjta të vitit të mëparshëm.
 -INSTAT, publish the Producer Price Index (PPI), based on the NACE Rev. 2. PPI base year index is the year 2010 (2010=100). Calculation's method used in compiling of this index is chain - index. (INSTAT).
 2) Starting from Q1 2011, INSTAT calculates CCI (for dwellings) referring to the new basket of materials and expenditures, with base period Q1, 2011=100.
 3) Annual data change represents price changes of annual average indexes of the current year with the previous one, while the annual change for quarterly data measures the price changes of the current quarter with the same quarter of the previous year.
 Source: INSTAT.
 * Production Price Index by INSTAT, is based on the Nomenclature of Economic Activities, NACE Rev 2, with the reference eriod 2010=102
 - Quarterly data of PPI according to "Producer Price Index", publication, INSTAT.
 -INSTAT publish the Producer Price Index (PPI), based on the NACE Rev. 2. PPI base year index is the year 2010 (2010=100). Calculation's method used in compiling of this index is chain - index. (INSTAT).
 1) PPI annual data represent yearly average indexes.
 2) PPI annual data represent yearly average indexes.
 3) Annual data change represents price changes of annual average indexes of the current year with the previous one, while the annual change for quarterly data measures the price changes of the current quarter with the same quarter of the previous year.

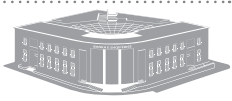


CONSUMER PRICE INDEX 4-3

4-3 INDEKSI I ÇMIMEVE TË KONSUMIT

Totali dhjetor 2015=100 / CPI Total December 2015=100	Ndryshimet vjetore të indeksit të çmimeve të konsumit sipas grupeve kryesore 2 (në % / Year on year consumer price index, main groups (in %))													Inflacioni mes- tar vjetor ³ / An- nual average inflation ³
	Ushqime dhe pije joalkoolike / Food and nonalcoholic beverages	Pije alkoolike dhe duhan / Alcoholic beverages and tobacco	Veshje dhe kë- pucë / Clothing and footwear	Qira, ujë, lëndë djetësuese dhe energj / Rent, water, fuel and power	Mobilim, pajisje shtëpie dhe mirë- mbajtje e shtëpisë / Furniture, household and maintenance	Shëndeti / Medical care	Transporti / Transport	Komunikimi / Communication	Argëtim dhe kulturë / Recreation and culture	Shërbimi arsimor / Education service	Hotele, kafene dhe restorane / Hotels, coffee-house and restaurants	Mallra dhe shër- bime të ndryshme / Goods and various services		
1	2	3	4	5	6	7	8	9	10	11	12	13	14	
2016	101.32	103.27	100.94	99.07	100.62	100.10	98.14	100.18	100.91	100.16	100.04	101.18	1.28	
2017	103.33	107.31	101.63	97.98	101.62	99.81	100.04	100.46	102.40	100.86	100.16	103.37	1.99	
2018	105.43	110.18	103.45	99.40	104.47	99.79	102.47	101.14	105.12	101.52	101.09	103.62	2.03	
2018 / 07	104.59	108.25	103.40	98.53	104.22	99.18	102.96	101.11	105.21	101.33	101.16	103.58	1.92	
2018 / 08	104.97	109.15	103.39	98.35	104.27	99.34	103.26	101.14	105.66	101.33	101.21	103.60	1.98	
2018 / 09	105.21	109.48	103.33	98.90	104.37	99.46	103.52	101.15	107.80	101.39	101.14	103.55	2.02	
2018 / 10	105.03	108.40	103.37	99.58	105.04	99.62	104.31	101.14	106.71	102.03	101.15	103.52	2.03	
2018 / 11	104.77	107.79	103.71	99.81	105.15	99.66	103.80	101.23	104.87	102.07	101.19	103.53	2.03	
2018 / 12	105.89	110.59	104.42	99.92	105.29	100.19	102.60	101.31	104.97	102.07	101.82	103.64	2.03	

Burimi: INSTAT
 1) Të dhënat vjetore të Indeksit të Çmimeve të Konsumit janë indekse mesatare vjetore të çmimeve të konsumit sipas grupeve kryesore, ndërsa të dhënat mujore pasqyrojnë indeksin e çmimeve të konsumit.
 2) Të dhënat vjetore matin variacionin e indekseve të muajit dhjetor të vitit n me indeksin e muajit dhjetor të vitit n-1, ndërsa të dhënat mujore matin ndryshimet vjetore të indekseve, në përqindje.
 3) Eshtë mesatarja aritmetike e thfishës të inflacioneve vjetore të dymbëdhjetë muajve të fundit (logaritme e B.Sh).



**4-4 PUNËSIMI, PAPUNËSIA DHE PAGAT¹
NË MUJË, OSE NË RAST TË KUNDËRT, SIKURSE PËRCAKTOHET**

**EMPLOYMENT, UNEMPLOYMENT AND WAGES^{1, 4-4}
IN THOUSANDS, UNLESS OTHERWISE INDICATED**

	Të punësuar sipas sektorëve ^{2,3} / Employed by sectors ^{2,3}			Punëkërkues të regjistruar ² / Registered jobseekers ²	Pagat ³ (në Lekë) / Wages ³ (in ALL)	
	Në sektorin shtetëror / In public sector	Në sektorin privat (bujiqësor / In non agricultural private sector	Në sektorin privat bujqësor / In agricultural private sector		Paga mesatare mujore në sektorin shtetëror / Average monthly wage in public sector	Paga minimale e miratuar / Approved minimum monthly wage
	1	2	3	4	5	6
2015	164	360	448	149	54,000	22,000
2016	165	412	466	120	54,488	22,000
2017	164	475	457	90	59,813	24,000
2017 / IV	164	501	457	85	61,600	24,000
2018 / I	164	502	462	85	59,728	24,000
2018 / II	171	505	462	78	60,595	24,000
2018 / III	172	518	462	72	60,494	24,000

Burimi: INSTAT

1. Të dhënat janë sipas informacionit të publikuar në faqen e internetit të INSTAT në datën 11.02.2019.
- Data baza Statistike / Tregu i punës / Të dhëna administrative të tregut të punës / Treguesit Vjetor.
- Data baza Statistike / Tregu i punës / Të dhëna administrative të tregut të punës / Treguesit 3 mujorë.
- Data baza Statistike / Pagat dhe Kosta e Punës.

- Tëmat / Tregu i Punës dhe Aftësimi / Pagat / Paga mesatare mujore dhe Paga minimale e miratuar

2. Mësatore vjetore (të dhënat vjetore)

3. Të dhëna administrative (të dhënat vjetore)

-

Themes / labour Market and Education / Wages. Average monthly wage in public sector and approved minimum wage

2. Annual average (annual data)

3. Administrative data (annual data)

Source: INSTAT

1. The data are after the informations published in INSTAT web page on 11.02.2019.

- Statistical Database / Labor Market / Administrative labor market data / Annual Indicators.

- Statistical Database / Labor Market / Administrative labor market data / Quarterly Indicators.

- Statistical Database / Salaries and Labor Costs.

- Themes / labour Market and Education / Wages. Average monthly wage in public sector and approved minimum wage

2. Annual average (annual data)

3. Administrative data (annual data)

